




Features and design in perfect harmony

Offices, commercial premises, hotels... whatever the desired space Fujitsu places a wide range of air-conditioning units at your disposal. Unifying the most innovative features and the most elegant design, the new commercial range from Fujitsu provides exceptional performance and quality.

FUJITSU



Duct Inverter




Cassette Inverter




Wall Ceiling



Floor/ceiling Inverter



Large Ceiling Inverter



Window

Duct Type. Optimum performance guaranteed

INVERTER



DC inverter, the smartest technology

Equipped with the DC inverter advanced technology, the new Fujitsu models provide extraordinary performance and ensure large savings in energy with regard to conventional models.



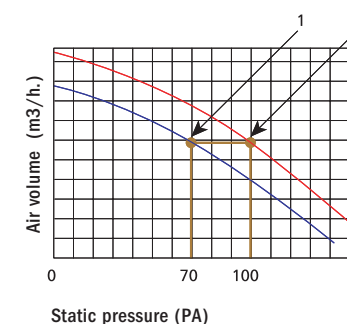
Everything within arm's reach

These models incorporate a new remote control with thermo sensor, which allows the temperature to be read from the control in an accurate manner. The use of the remote sensor makes it possible to control two areas of the house (day and night) with a single controller.

Regulation of static pressure

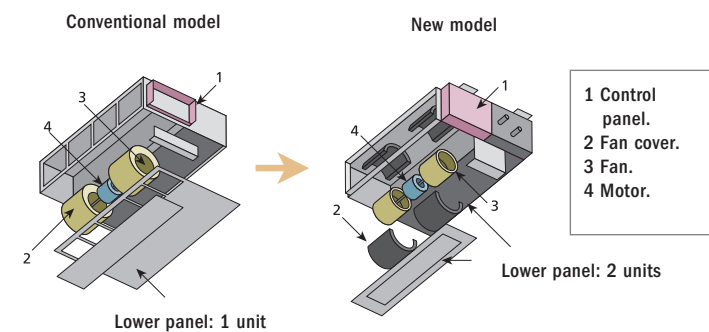
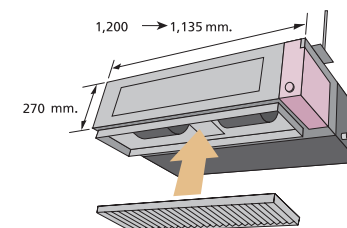
Thanks to its static pressure adjustment function, normal-average or lower static pressure can be chosen during installation, via the selector that is on the electrical panel.

1. Low static pressure level, mode 1 to 70 Pa (fan speed: high).
2. Medium static pressure level, airflow at 100 Pa (fan speed: high).



Ultra compact units

These low-profile models (21.7 cm in models of up to 5,400 W and 27 cm in models of up to 14,000 W) are also extremely compact as the junction box is built into the side of the unit.




More convenient maintenance

To facilitate the maintenance of the units as much as possible, the structure of the base has been divided into two pieces (front and rear). In addition, the position of the fan has also been developed in 2 pieces (one higher and one lower).

Outside electrical heater

The electronics board of these units allows external heater to be connected (optional) to operate in heating mode while the defrosting takes place.




Standard inlet and filters

The Fujitsu ducted models are equipped with standard return filters and a rectangular inlet (except high-pressure models). The circular inlet is optional.




ACY35-50Ui



Versatility of installation.



Remote control with thermo sensor.



Outside electrical heater (optional).

Maximum installation versatility:

the Fujitsu direct impulsion models can be installed on either the floor or the ceiling.

Remote control with thermo sensor:

this allows the temperature to be read from the remote control in a more accurate way.



Outside electrical heater:

the electronics board allows an external heater to be connected (optional) to operate in heating mode while the defrosting takes place.

Technical specifications

MODEL			ACY35Ui	ACY40Ui	ACY50Ui
Cooling capacity	kcal/h		3010	3612	4472 (1720-5074)
	W		3500	4200	5200 (2000-5900)
Heating capacity	kcal/h		3440	4128	5332 (1720-6450)
	W		4000	4800	6200 (2000-7500)
Energy efficiency ratio (E.E.R.)	Cooling		3,04	3,07	3,06
	Heating		3,08	3,22	3,26
Power supply	V/n°/Hz		220/2/50	220/2/50	220/2/50
Power consumption (Cooling/Heating)	kW		1,15/1,30	1,37/1,49	1,70 / 1,90
Starting current	A		10	10	10
Running current (Cooling/Heating)	A		5,1/5,7	6,0/6,5	7,4 / 8,3
Electrical wiring			(0.U.) 2x2,5+T	(0.U.) 2x2,5+T	(0.U.) 2x2,5+T
Electrical connection			3x1,5+T	3x1,5+T	3x1,5+T
Air flow processed (max-min)	Normal	m³/h	400/520	450/780	720/830
	Low	m³/h	430/580	480/780	760/830
Static pressure (max-min)	Normal	Pa	40/20	40/20	40/20
	Low	Pa	20/0	20/0	20/0
Noise level indoor unit ⁽¹⁾	High	dB (A)	34	40	38
	Medium	dB (A)	31	36	34
	Low	dB (A)	28	31	30
Noise level outdoor unit		dB (A)	49	49	50
Dimensions indoor unit	Width	mm	953	953	953
	Depth	mm	595	595	595
	Height	mm	217	217	217
Dimensions outdoor unit	Width	mm	830	830	830
	Depth	mm	320	320	320
	Height	mm	650	650	650
Net weight (Indoor U./Outdoor U.)	kg		25 / 54	25 / 54	25 / 54
Pipe size	inch.		1/4"-3/8"	1/4"-1/2"	1/4"-1/2"
Piping lenght max. (Total/Height)	m		25/15	25/15	25/15
Refrigerant	type		R410A	R410A	R410A
Refrigerant charge	m		10	10	10
Operating range	Cooling	°C	0 / +43	0 / +43	0 / +43
	Heating	°C	-15 / +24	-15 / +24	-15 / +24

(1) Static pressure 0 Pa



ACY35-50Ui



ACY35-50Ui



INVERTER

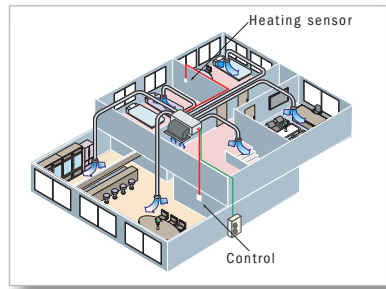
Models

	ACY35Ui INVERTER HEAT PUMP	ACY40Ui INVERTER HEAT PUMP	ACY50Ui INVERTER HEAT PUMP
Code	3NGF8520	3NGF8525	3NGF8530
Logistic reference indoor unit	ARY12L	ARY14L	ARY18LUAD
Logistic reference outdoor unit	AOY12L	AOY14L	AOY18LMAKL
Price ref.	1.108 (Ask for availability)	1.200 (Ask for availability)	1.267

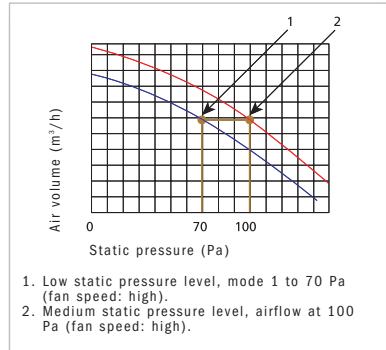
Accessories (see details on page 204)

	SIMPLE WIRED REMOTE CONTROLLER	REMOTE SENSOR	EXTERIOR ELECTRICAL HEATER	PUMP CONDENSATE
Code	3NGF...	4JAG0027	4JAG0024	4JB00003
Price ref.	81	70	194	To consult

ACY71-125Ui



Remote control with thermo sensor.



Static pressure regulation function.

Remote control with thermo sensor:

this allows the temperature to be read from the remote control in a more accurate way.

Adjustment of static pressure:

either normal-medium static pressure or low static pressure may be chosen through the adjustment of the selector on the electronics board.

Outside electrical heater:

the electronics board allows an external heater to be connected (optional) to operate in heating mode while the defrosting takes place.



ACY71/80/100/125Ui



Technical specifications

MODEL			ACY71Ui	ACY80Ui	ACY100Ui	ACY125Ui
Cooling capacity	kcal/h		6106 (1720-6880)	7310 (2580-8600)	8600 (4300-9632)	10750 (2580-12040)
	W		7100 (2000-8000)	8500 (3000-10000)	10000 (5000-11200)	12500 (3000-14000)
Heating capacity	kcal/h		6880 (1720-7310)	8600 (2580-9632)	9632 (4816-11352)	12040 (2580-13760)
	W		8000 (2000-8500)	10000 (3000-11200)	11200 (5600-13200)	14000 (3000-16000)
Energy efficiency ratio (E.E.R.)	Cooling		2,75	2,7	2,63	2,98
	Heating		3,29	3,6	3,61	3,33
Power supply	V/n°/Hz		220/2/50	220/2/50	220/2/50	220/2/50
Power consumption (Cooling/Heating)	kW		2,58/2,43	3,15/2,75	3,95/3,10	4,20/4,20
Starting current	A		10	10	15	15
Running current (Cooling/Heating)	A		11,10/10,60	13,50/12,10	17,50/13,50	18,30/18,30
Electrical wiring			(0.U.) 2x4+T	(0.U.) 2x4+T	(0.U.) 2x4+T	(0.U.) 2x4+T
Electrical connection			3x1,5+T	3x1,5+T	3x1,5+T	3x1,5+T
Air flow processed (min-max)	Normal	m³/h	670/1440	1120/2200	1120/2200	1120/2290
	Low	m³/h	950/1280	1580/2020	1580/2020	1680/2140
Static pressure (min-max)	Normal	Pa	150/30	150/30	150/30	150/30
	Low	Pa	100/30	100/30	100/30	100/30
Noise level indoor unit ⁽¹⁾	High	dB (A)	35	43	43	44
	Medium	dB (A)	32	41	41	42
	Low	dB (A)	30	39	39	40
Noise level outdoor unit		dB (A)	52	53	53	54
Dimensions indoor unit	Width	mm	1135	1135	1135	1135
	Depth	mm	700	700	700	700
	Height	mm	270	270	270	270
Dimensions outdoor unit	Width	mm	830	900	900	900
	Depth	mm	320	330	330	330
	Height	mm	650	830	830	1290
Net weight (Indoor U./Outdoor U.)	kg		45/54	45/70	45/70	45/98
Pipe size	Inch.		3/8"-5/8"	3/8"-5/8"	3/8"-5/8"	3/8"-5/8"
Piping length max. (Total/Height)	m		25/15	50/20	50/20	70/30
Refrigerant	type		R410A	R410A	R410A	R410A
Refrigerant charge	m		20	20	20	20
Operating range	Cooling	°C	0 / +43	0 / +43	0 / +43	0 / +43
	Heating	°C	-15 / +24	-15 / +24	-15 / +24	-15 / +24

(1) Static pressure 30 Pa



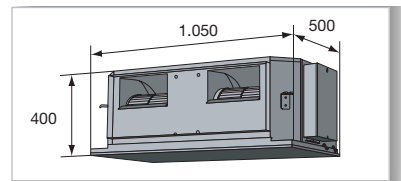
Models

	ACY71Ui INVERTER HEAT PUMP	ACY80Ui INVERTER HEAT PUMP	ACY100Ui INVERTER HEAT PUMP	ACY125Ui INVERTER HEAT PUMP
Code	3NGF8535	3NGF8540	3NGF8545	3NGF8555
Logistic reference indoor unit	ARY24LUAN	ARY30LUAN	ARY36LUAN	ARY45LUAN
Logistic reference outdoor unit	AOY24LMAKL	AOY30LMAWL	AOY36LMAWL	AOY45LBYLL
Price ref.	1.800	2.048	2.285	2.561

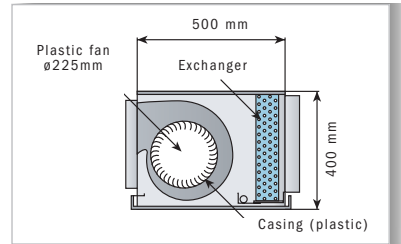
Accessories (see details on page 204)

	SIMPLE WIRED REMOTE CONTROLLER	REMOTE SENSOR	EXTERIOR ELECTRICAL HEATER	PUMP CONDENSATE
Code	3NGF...	4JAG0027	4JAG0025	4JB00003
Price ref.	81	70	221	To consult


ACY125H-140Ui



Easy installation.



Low sound level.



Remote control with thermo sensor.

Easy installation:

thanks to the small size of the interior unit and the use of lighter materials.

Low noise level:

the new compact design of the appliances allows the internal air pressure to be uniformly distributed, considerably reducing the noise level.

Remote control with thermo sensor:

this allows the temperature to be read from the remote control in a more accurate way. The use of the remote sensor makes it possible to control two areas of the house (day and night) with a single controller.

Technical specifications

MODEL			ACY125HUi	ACY140Ui
Cooling capacity	kcal/h		10750 (2580-12040)	12040 (5504-13330)
	W		12500 (3000-14000)	14000 (6400-15500)
Heating capacity	kcal/h		12040 (2580-13760)	13760 (5848-15480)
	W		14000 (3000-16000)	16000 (6800-18000)
Energy efficiency ratio (E.E.R.)	Cooling		2,98	2,55
	Heating		3,68	3,33
Power supply	V/n°/Hz		220/2/50	220/2/50
Power consumption (Cooling/Heating)	kW		4,20/3,80	5,50/4,70
Starting current	A		15	15
Running current (Cooling/Heating)	A		18,3 / 16,6	24,2 / 20,0
Electrical wiring			(0.U.) 2x4+T	(0.U.) 2x4+T
Electrical connection			3x1,5+T	3x1,5+T
Air flow processed (min-max)	Normal	m³/h	2460/3500	2460/3500
	Low	m³/h	-	-
Static pressure (max-min)	Normal	Pa	250/100	250/100
	Low	Pa	-	-
Noise level indoor unit ⁽¹⁾	High	dB (A)	49	49
	Medium	dB (A)	46	46
	Low	dB (A)	42	42
Noise level outdoor unit		dB (A)	54	54
Dimensions indoor unit	Width	mm	1050	1050
	Depth	mm	500	500
	Height	mm	400	400
Dimensions outdoor unit	Width	mm	900	900
	Depth	mm	330	330
	Height	mm	1290	1290
Net weight (Indoor U./Outdoor U.)		kg	50/98	50/98
Pipe size		inch.	3/8"-5/8"	3/8"-5/8"
Piping length max. (Total/Height)		m	70/30	70/30
Refrigerant		type	R410A	R410A
Refrigerant charge		m	20	20
Operating range	Cooling	°C	0 / +43	0 / +43
	Heating	°C	-15 / +24	-15 / +24

(1) Static pressure 100 Pa.



ACY125H/140Ui
(High pressure)



ACY125H/140Ui



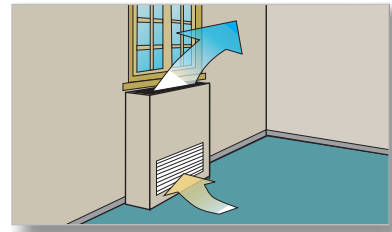
Modelos

	ACY125HUi INVERTER HEAT PUMP	ACY140Ui INVERTER HEAT PUMP
Code	3NGF8550	3NGF8560
Logistic reference indoor unit	ARY45LUAK	ARY54LUAK
Logistic reference outdoor unit	AOY45LBYL	AOY54LJAYL
Price ref.	2.561	2.780

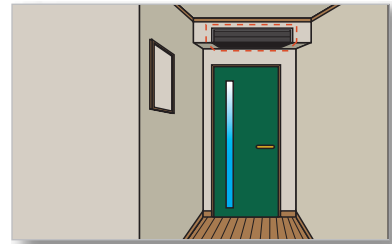
Accessories (see details on page 204)

	SIMPLE WIRED REMOTE CONTROLLER	REMOTE SENSOR	PUMP CONDENSATE
Code	3NGF...	4JAG0027	4JB00003
Price ref.	81	70	To consult


ACY25-50U/F



Maximum discretion of floor installation.



Example of ceiling installation.



Outside electrical heater.

Versatile installation:

this is ideal for a lounge/dining room or bedrooms and hotels, as it can be discretely installed in ceilings and on floors.

Energy Save:



they are fitted with the Energy save function that allows the performance of the unit to be optimised and thus provide a considerable energy saving.

Outside electrical heater:

the electronics board allows an external heater to be connected (optional) to operate in heating mode while the defrosting takes place.

Technical specifications

MODEL			ACY25U	ACY35U	ACY50U	ACY35F	ACY40F	ACY50F
Cooling capacity		kcal/h	2322	3010	4644	3010	3612	4644
		W	2700	3500	5400	3500	4200	5400
Heating capacity		kcal/h	2666	3440	5160	---	---	---
		W	3100	4000	6000	---	---	---
Energy efficiency ratio (E.E.R.)	Cooling		2,81	2,82	2,81	2,82	3,02	2,66
	Heating		3,23	3,3	3,21	---	---	---
Power supply		V/n°/Hz	220/2/50	220/2/50	220/2/50	220/2/50	220/2/50	220/2/50
Power consumption (Cooling/Heating)		kW	0,96/0,96	1,24/1,21	1,92/1,87	1,24/-	1,39/-	2,03/-
Starting current		A	21	30	39	29	39	39
Running current (Cooling/Heating)		A	4,4/4,5	5,5/5,4	8,8/8,7	5,5 /-	6,3/-	9,0/-
Electrical wiring		(O.U.)	2x2,5+T	(O.U.) 2x2,5+T	(O.U.) 2x2,5+T	(O.U.) 2x2,5+T	(O.U.) 2x2,5+T	(O.U.) 2x2,5+T
Electrical connection			6x1,5+T	6x1,5+T	3x1,5+T	3x1,5+T	3x1,5+T	3x1,5+T
Air flow processed	Normal	m³/h	360/390	360/500	600/1000	360/500	520/630	600/1000
	Low	m³/h	400/450	400/450	600/810	400/500	560/640	600/810
Static pressure available (max-min)	Normal	Pa	40/20	40/20	70/0	40/20	40/20	70/0
	Low	Pa	20/0	20/0	60/0	20/0	20/0	60/0
Noise level indoor unit (Free departure)	High	dB (A)	35	29	43	29	26	43
	Medium	dB (A)	33	28	40	28	25	40
	Low	dB (A)	31	27	36	27	24	36
Noise level outdoor unit		dB (A)	48	49	52	49	49	52
Dimensions indoor unit	Width	mm	663	953	953	953	953	953
	Depth	mm	595	595	595	595	595	595
	Height	mm	217	217	217	217	217	217
Dimensions outdoor unit	Width	mm	750	750	830	750	750	830
	Depth	mm	250	250	320	250	250	320
	Height	mm	530	530	650	530	530	650
Net weight (Indoor U./Outdoor U.)		kg	18/30	25/34	25/52	25/34	25/35	25/47
Pipe size		Inch.	1/4"-3/8"	1/4"-3/8"	1/4"-5/8"	1/4"-3/8"	1/4"-1/2"	1/4"-5/8"
Piping lenght max. (Total/Height)		m	15/8	15/8	20/8	15/8	15/8	20/8
Refrigerant		type	R410A	R410A	R410A	R410A	R410A	R410A
Refrigerant charge		m	7,5	7,5	7,5	7,5	7,5	7,5
Operating range	Cooling	°C	0 / +43	0 / +43	0 / +43	0 / +43	0 / +43	0 / +43
	Heating	°C	-7 / +24	-7 / +24	-7 / +24	-7 / +24	-7 / +24	-7 / +24



ACY25/35/40/50U/F



ACY25/35/40U/F



ACY50U/F



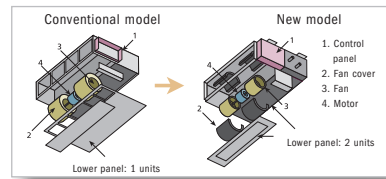
Models

	ACY25U HEAT PUMP	ACY35U HEAT PUMP	ACY50U HEAT PUMP	ACY35F COOLING ONLY	ACY40F COOLING ONLY	ACY50F COOLING ONLY
Code	3NGF5440	3NGF5460	3NGF5510	3NGF4990	3NGF5005	3NGF5020
Logistic reference indoor unit	ARY9UUAB	ARY12UUAD	ARY18UUAD	ARY12FUAD	ARY14FUAD	ARY18FUAD
Logistic reference outdoor unit	AOY9USAJL	AOY12USAJL	AOY18UNDKL	AOY12FSAJ	AOY14FSDJ	AOY18FNDK
Price ref.	962	1.000	1.152	950	1.025	1.094

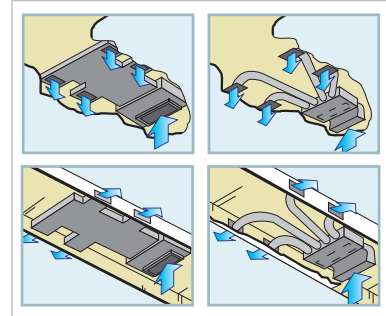
Accessories (see details on page 204)

	SIMPLE WIRED REMOTE CONTROLLER	REMOTE SENSOR	EXTERIOR ELECTRICAL 35/40/50 HEATER	PUMP CONDENSATE
Code	3NGF...	4JAG0027	4JAG0024	4JB00003
Price ref.	81	70	194	To consult

ACY71-80 U/F



Easy maintenance.



Example of insertion and suspension from the ceiling respectively.

Control zone function:

a single controller allows up to 16 units to be connected, requiring a single instruction to operate all of them at the same time.

Easy maintenance:


access to all components is very simple thanks to the division of the structure into several parts.

Maximum versatility:

the Fujitsu conduit units have several options that allow easy installation. The air return can be vertical or horizontal and there are two outlets (one on each side) allowing you to choose the best option for installation.

Technical specifications

MODEL		ACY71U	ACY80U	ACY71F	ACY80F	
Cooling capacity	kcal/h	6020	7225	6063	7225	
	W	7000	8400	7050	8400	
Heating capacity	kcal/h	6622	8170	—	—	
	W	7700	9500	—	—	
Energy efficiency ratio (E.E.R.)	Cooling	2,64	2,81	2,71	2,81	
	Heating	3,3	3,61	—	—	
Power supply	V/n°/Hz	230/1/50	230/1/50	230/1/50	230/1/50	
Power consumption (Cooling/Heating)	kW	2,65/2,33	2,99/2,63	2,60/-	2,99/-	
Starting current	A	60	70	60	70	
Running current (Cooling/Heating)	A	11,8/10,5	14/12,4	11,5/-	14/-	
Electrical wiring		(0.U.) 2x4+T	(0.U.) 2x4+T	(0.U.) 2x4+T	(0.U.) 2x4+T	
Electrical connection		3x1,5+T	3x1,5+T	3x1,5+T	3x1,5+T	
Air flow processed (min-max)	Normal	m³/h	670/1440	850/1800	670/1440	850/1800
	Low	m³/h	950/1280	1240/1600	950/1280	1240/1800
Static pressure available (max-min)	Normal	Pa	150/30	150/30	150/30	150/30
	Low	Pa	100/30	100/30	100/30	100/30
Noise level indoor unit (Free departure)	High	dB (A)	38	40	38	40
	Medium	dB (A)	36	38	36	38
	Low	dB (A)	34	36	34	36
Noise level outdoor unit		dB (A)	53	53	53	53
Dimensions indoor unit	Width	mm	1135	1135	1135	1135
	Depth	mm	700	700	700	700
	Height	mm	270	270	270	270
Dimensions outdoor unit	Width	mm	830	900	830	900
	Depth	mm	320	330	320	330
	Height	mm	650	830	650	830
Net weight (Indoor U./Outdoor U.)	kg	43/59	43/69	43/58	43/68	
Pipe size	Inch.	3/8"-5/8"	3/8"-5/8"	3/8"-5/8"	3/8"-5/8"	
Piping length max. (Total/Height)	m	25/15	30/15	25/15	30/15	
Refrigerant	type	R410A	R410A	R410A	R410A	
Refrigerant charge	m	7,5	7,5	7,5	7,5	
Operating range	Cooling	°C	0 / +43	0 / +43	0 / +43	0 / +43
	Heating	°C	-7 / +24	-7 / +24	0 / +43	0 / +43



ACY71/80U/F



ACY71U/F



ACY80U/F

Models

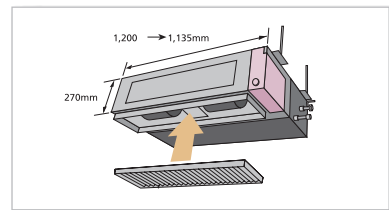
	ACY71U HEAT PUMP	ACY80U HEAT PUMP	ACY71F COOLING ONLY	ACY80F COOLING ONLY
Code	3NGF5535	3NGF5545	3NGF5035	3NGF5045
Logistic reference indoor unit	ARY25UUAN	ARY30UUAN	ARY25FUAN	ARY30FUAN
Logistic reference outdoor unit	AOY25UNAKL	AOY30UNBWL	AOY25FNAKL	AOY30FNBWL
Price ref.	1.637	1.857	1.555	1.764

Accessories (see details on page 204)

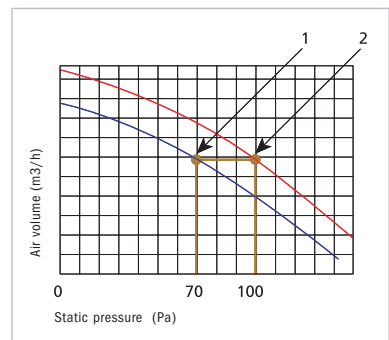
	SIMPLE WIRED REMOTE CONTROLLER	REMOTE SENSOR	EXTERIOR ELECTRICAL HEATER	PUMP CONDENSATE
Code	3NGF...	4JAG0027	4JAG0025	4JB00003
Price ref.	81	70	221	To consult



ACY100-125T/U/UT/FT



Compact design.



Adjustment of static pressure (R410A models).

Compact design:

these low-profile models (height 27 cm) are also extremely compact as the junction box is incorporated into the side of the unit.

Adjustment of static pressure:

either normal-medium static pressure or low static pressure may be chosen through the adjustment of the selector on the electronics board (R410A models).

Self diagnostics:

the remote controller allows you to check the self diagnostics of the apparatus, making any possible error easy to find.

Ventilation:

it is possible to incorporate an outside air intake for ventilation as well as a horizontal or vertical return.




ACY100T



ACY100/125T/U/UT/FT

ACY100/125T/U/UT/FT



ACY100T



ACY100/125U/UT/FT

Technical specifications

MODEL		ACY100T	ACY100U	ACY100UT	ACY125UT	ACY100FT	ACY125FT
Cooling capacity	kcal/h	8944	9030	9030	10922	9030	10922
	W	10400	10500	10500	12700	10500	12700
Heating capacity	kcal/h	9116	10922	10922	12300	—	—
	W	10600	12700	12700	14300	—	—
Energy efficiency ratio (E.E.R.)	Cooling	2,42	2,92	2,96	2,9	2,81	2,9
	Heating	3,07	3,48	3,48	3,25	—	—
Power supply	V/n°/Hz	230/1/50	230/1/50	400/3/50	400/3/50	400/3/50	400/3/50
Power consumption (Cooling/Heating)	kW	4,30/3,45	3,60/3,65	3,55/3,65	4,38/4,40	3,74/-	4,38/-
Starting current	A	105	*	37	67	37	67
Running current (Cooling/Heating)	A	20,5/16,5	16/16,5	6/6,2	7,6/7,5	6,3/-	7,6/-
Electrical wiring		(0.U.) 2x6+T	(0.U.) 2x6+T	(0.U.) 3x2,5+N+T	(0.U.) 3x2,5+N+T	(0.U.) 3x2,5+N+T	(0.U.) 3x2,5+N+T
Electrical connection		3x1,5+T	3x1,5+T	3x1,5+T	3x1,5+T	3x1,5+T	3x1,5+T
Air flow processed (min-max)	Normal	m³/h	1600/2000	1120/2200	1120/2200	1120/2200	1120/2290
	Low	m³/h	-	1580/2020	1580/2020	1680/2140	1580/2020
Static pressure available (max-min)	Normal	Pa	160/30	150/30	150/30	150/30	150/30
	Low	Pa	-	100/30	100/30	100/30	100/30
Noise level indoor unit (Free departure)	High	dB (A)	47	43	43	44	43
	Medium	dB (A)	45	41	41	42	41
	Low	dB (A)	43	39	39	40	39
Noise level outdoor unit	dB (A)	56	54	54	54	54	54
Dimensions indoor unit	Width	mm	1210	1135	1135	1135	1135
	Depth	mm	700	700	700	700	700
	Height	mm	270	270	270	270	270
Dimensions exterior unit	Width	mm	940	900	900	900	900
	Depth	mm	370	330	330	330	330
	Height	mm	1152	1165	1165	1165	1165
Net weight (Indoor U./Outdoor U.)	kg	45/100	43/80	43/94	45/113	43/80	45/109
Pipe size	Inch.	3/8"-3/4"	3/8"-5/8"	3/8"-5/8"	3/8"-3/4"	3/8"-5/8"	3/8"-3/4"
Piping length max. (Total/Height)	m	50/30	50/30	50/30	50/30	50/30	50/30
Refrigerant	type	R407C	R410A	R410A	R410A	R410A	R410A
Refrigerant charge	m	20	20	20	20	20	20
Operating range	Cooling	°C	0 / +43	0 / +43	0 / +43	0 / +43	0 / +43
	Heating	°C	-12 / +21	-10 / +24	-10 / +24	-10 / +24	-10 / +24

*Information unavailable at the publication time of this catalogue



(mod. ACY_T/U/UT)

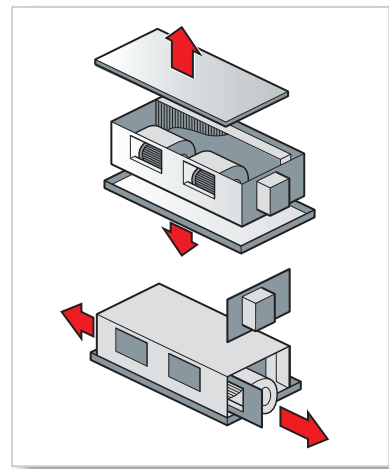
Models

	ACY 100 T HEAT PUMP	ACY 100 U HEAT PUMP	ACY 100 UT HEAT PUMP	ACY 125 UT HEAT PUMP	ACY 100 FT COOLING ONLY	ACY 125 FT COOLING ONLY
Code	3NGF5660	3NGF5665	3NGF5565	3NGF5585	3NGF5065	3NGF5085
Logistic reference indoor unit	ARY36TLAA	ARY36UJAN	ARY36UJAN	ARY45UJAN	ARY36FUAN	ARY45FUAN
Logistic reference outdoor unit	AOY36TPAFL	AOY36UMAXL	AOY36UNAXT	AOY45UMAXT	AOY36FNAXT	AOY45FMAXT
Price ref.	2.076	2.076 (Ask for availability)	2.076	2.342	1.972	2.225

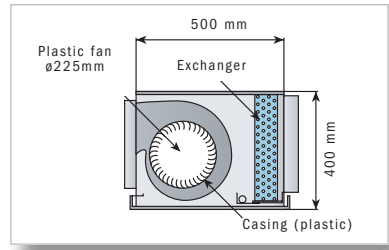
Accessories (see details on page 204)

	SIMPLE WIRED REMOTE CONTROLLER	REMOTE SENSOR	EXTERIOR ELECTRICAL HEATER	PUMP CONDENSATE
Code	3NGF...	4JAG0027	4JAG00025	4JB00003
Price ref.	81	70	221	To consult

ACY170-250TT/UT/AT/FT



Easy access and maintenance (ACY250).



Low sound level.

Ease of maintenance:

maintenance of the appliances is very easy as checks can be made at the top, bottom, right or left of the unit (ACY250).

Accessibility:

the exterior unit can also be positioned in service lifts and access to the compressor is easy via the front cover (ACY250).

Low sound level:

the new compact design of the appliances allows the internal air pressure to be uniformly distributed, considerably reducing the noise level.



ACY250TT/AT



ACY170/250TT/AT



ACY170UT/FT/AT



ACY170UT/FT



(mod. ACY_T/U/UT)

Technical specifications

MODEL		ACY170UT	ACY250TT	ACY170AT	ACY170FT	ACY250AT
Cooling capacity	kcal/h	14190	21330	14620	14190	21330
	W	16500	24800	17000	16500	24800
Heating capacity	kcal/h	16770	24850	-	-	-
	W	19500	28900	-	-	-
Energy efficiency ratio (E.E.R.)	Cooling	2,72	2,03	2,74	2,78	2,31
	Heating	3,54	2,37	-	-	-
Power supply	V/n°/Hz	400/3/50	400/3/50	400/3/50	400/3/50	400/3/50
Power consumption (Cooling/Heating)	kW	6,06/5,54	12,2/12,2	6,2/-	5,93/-	11,0/-
Starting current	A	70	94	79	70	94
Running current (Cooling/Heating)	A	10,2/9,8	19,5/19,5	10,1/-	10,2/-	18/-
Electrical wiring		(0.U.) 3x4+N+T	3x6+N+T	(0.U.) 3x4+N+T	(0.U.) 3x4+N+T	3x6+N+T
Electrical connection		3x1,5+T	(3x1,5+T)+3x2,5	3x1,5+T	3x1,5+T	(3x1,5+T)+3x2,5
Airflow processed (min-max)	m³/h	2000/3500	4300/5000	2000/4000	3500/2000	4300/5000
Static pressure available (min-max)	Pa	100/250	100/300	80/300	100/250	100/300
Noise level indoor unit	High	dB (A)	49	-	49	49
	Medium	dB (A)	45	49	45	45
	Low	dB (A)	42	-	42	42
Noise level outdoor unit	dB (A)	54	59	59	54	59
Dimensions indoor unit	Width	mm	1050	1550	1050	1550
	Depth	mm	500	700	500	700
	Height	mm	400	450	400	400
Dimensions outdoor unit	Width	mm	900	1300	940	900
	Depth	mm	330	650	370	330
	Height	mm	1290	1380	1355	1290
Net weight (Indoor U./Outdoor U.)	kg	50/118	85/245	50/116	50/114	85/243
Pipe size	Inch.	3/8"-3/4"	1/2"-1 1/8"	3/8"-3/4"	3/8"-3/4"	1/2"-1 1/8"
Piping length max. (Total/Height)	m	50/30	50/30	50/30	50/30	50/30
Refrigerant	type	R410A	R407C	R407C	R410A	R407C
Refrigerant charge	m	30	30	20	20	30
Operating range	Cooling	°C	0 / +43	0 / +46	0 / +43	0 / +43
	Heating	°C	-10 / +24	-10 / +21	-	-



ACY250TT/AT



ACY170AT



ACY170UT/FT

Models

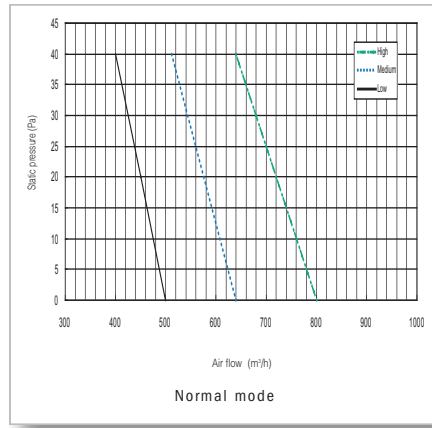
	ACY170UT HEAT PUMP	ACY250TT HEAT PUMP	ACY170AT COOLING ONLY	ACY170FT COOLING ONLY	ACY250AT COOLING ONLY
Code	3NGF5605	3NGF5595	3NGF5090	3NGF5105	3NGF5095
Logistic reference indoor unit	ARY60UUAK	ARY90TLC3	ARY60EUAK	ARY60FUAK	ARY90ELC3
Logistic reference outdoor unit	AOY60UMAYT	AOY90TDC3L	AOY60EPAGT	AOY60FMAYT	AOY90EPD3L
Price ref.	2.772	4.571	2.633	2.633	4.342

Accessories (see details on page 204)

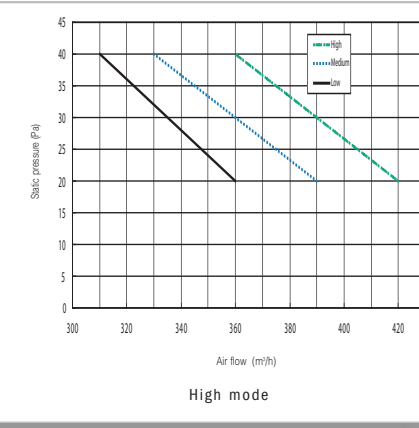
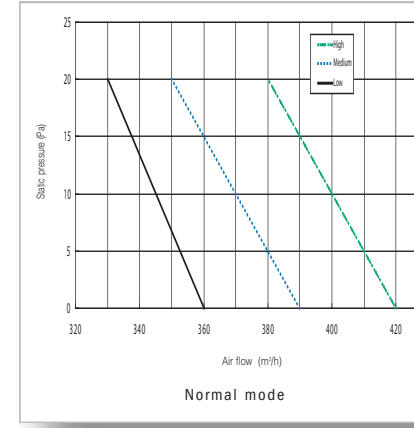
	SIMPLE WIRED REMOTE CONTROLLER	REMOTE SENSOR	PUMP CONDENSATE
Code	3NGF...	4JAG0027	4JB00003
Price ref.	81	70	To consult

Static pressure/Fan curve (I)

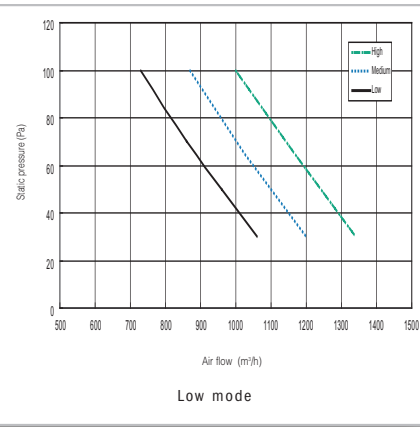
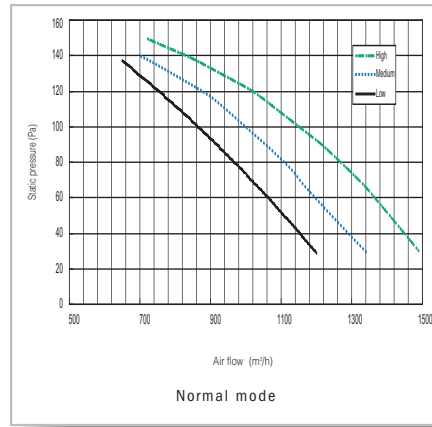
ACY 50 UI



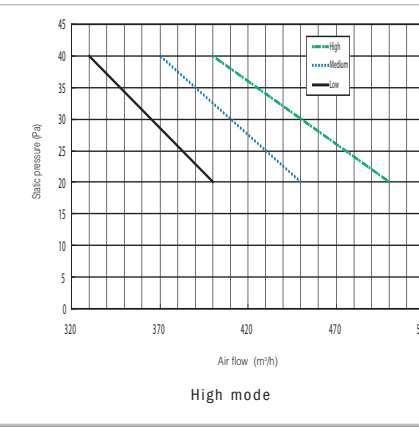
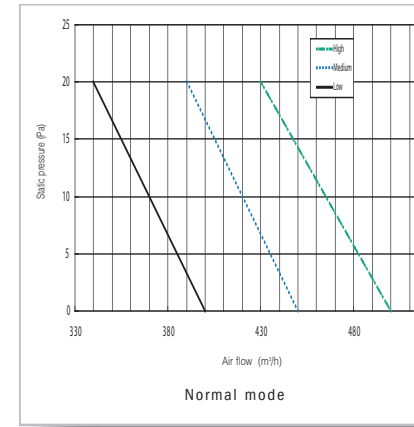
ACY 25 U



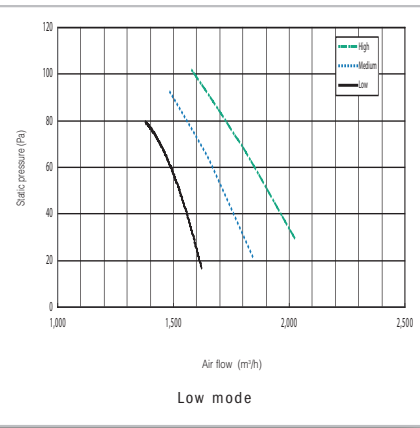
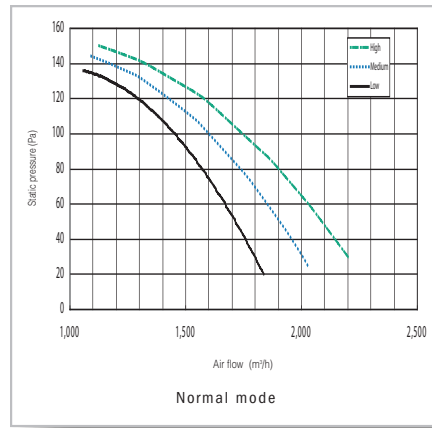
ACY 71 UI



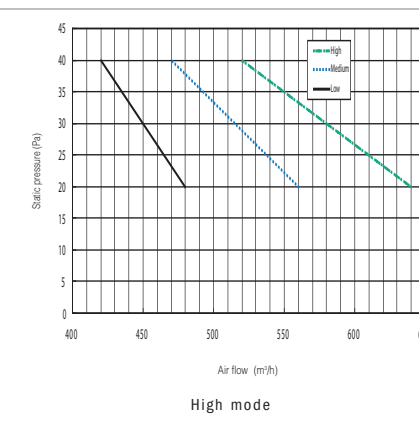
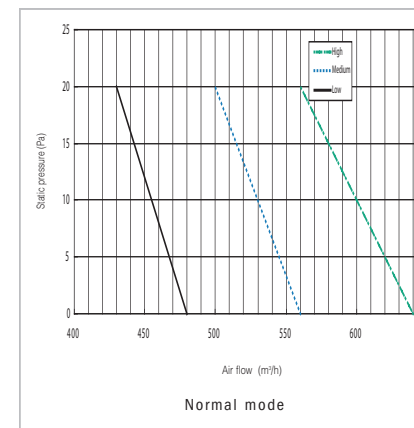
ACY 35 U/F



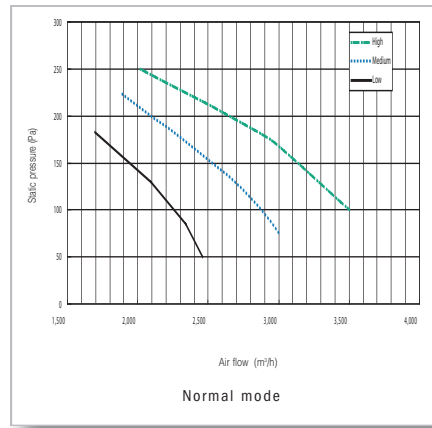
ACY 80/100 UI



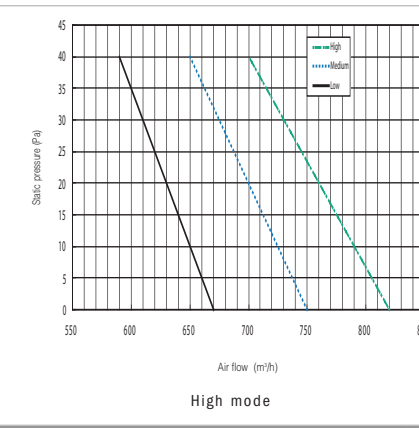
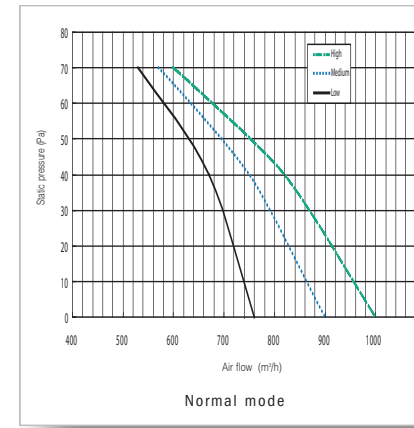
ACY 40 F



ACY 125 H / 140 UI

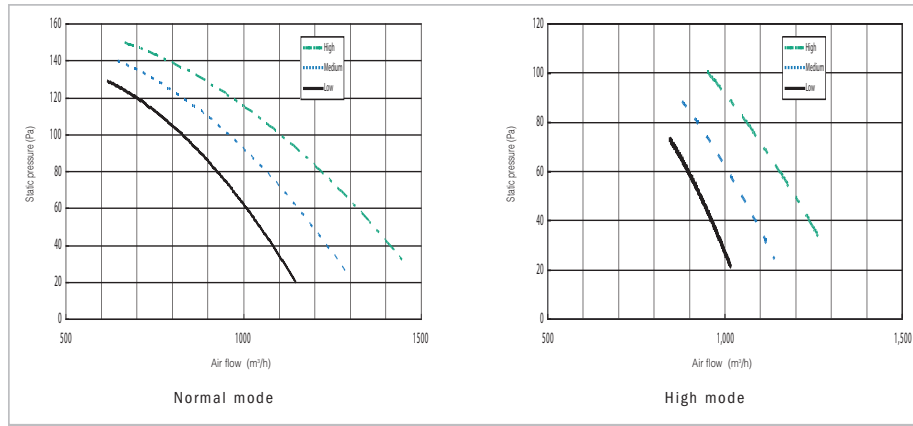


ACY 50 U/F

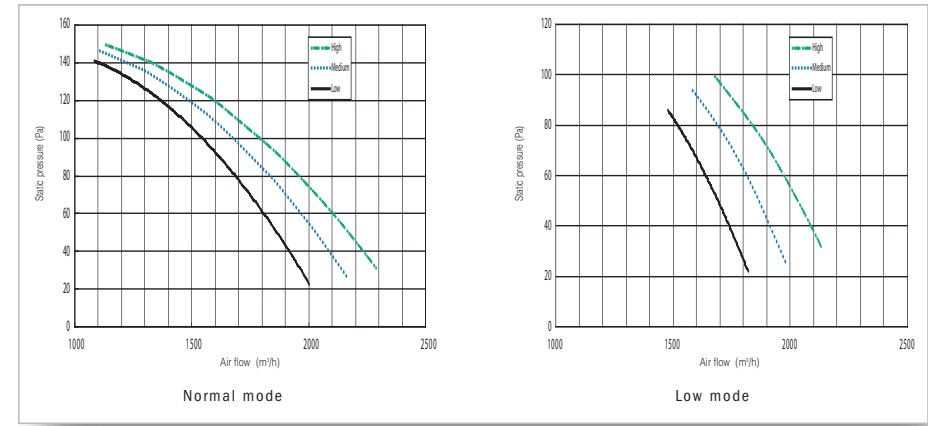


Static pressure/Fan curve (II)

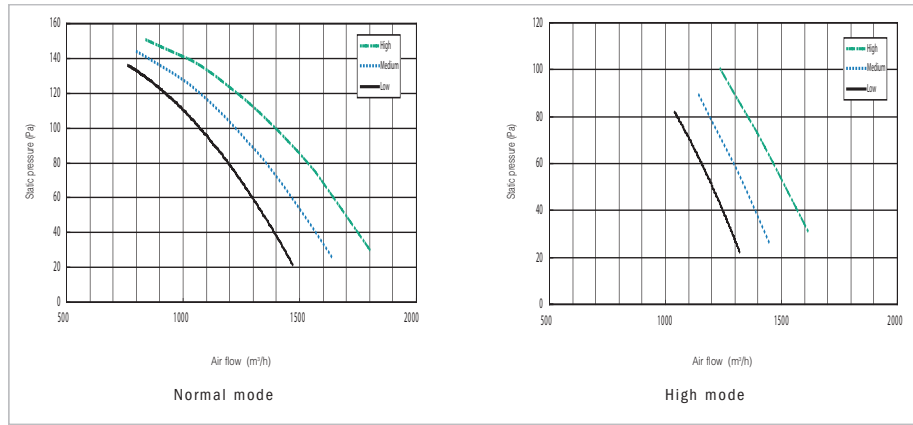
ACY 71 U/F



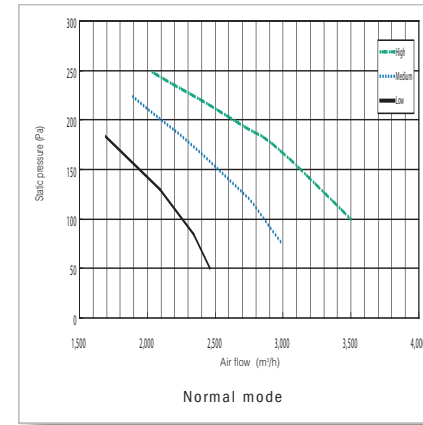
ACY 125 U/F



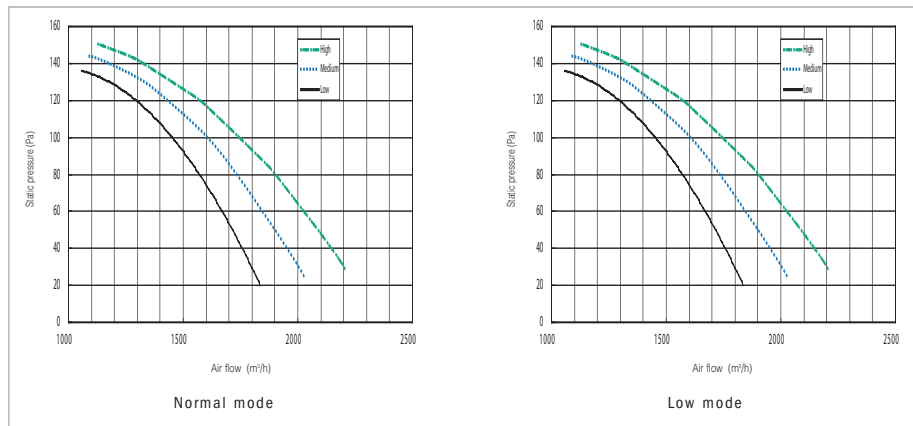
ACY 80 U/F



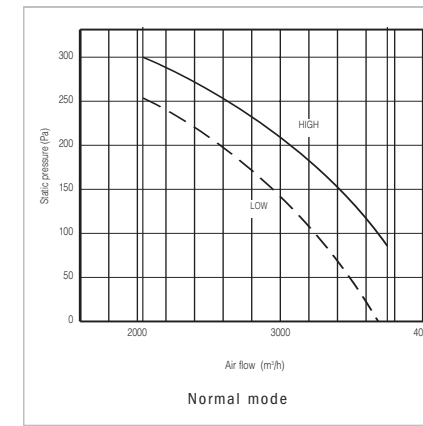
ACY 170 U/F



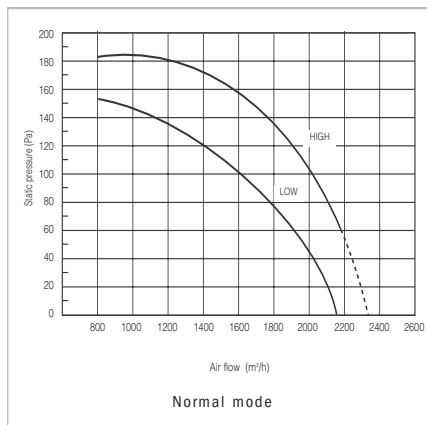
ACY 100 U/F



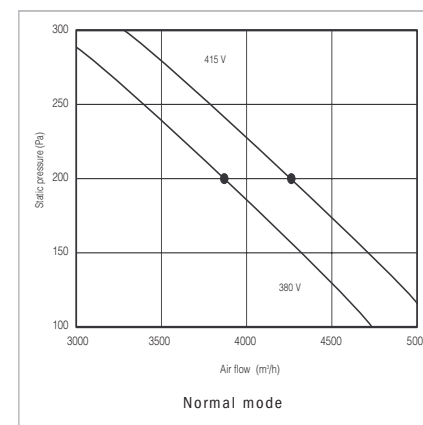
ACY 170 TT



ACY 100 TT



ACY 250 AT/TT





Cassette. Maximum flexibility

INVERTER

Efficient distribution of air

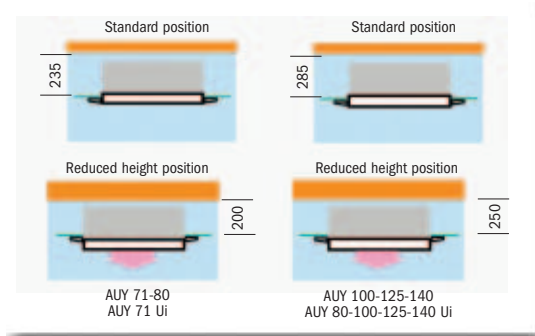
In order to be able to adapt to the shape of the room to be conditioned, the Fujitsu cassette units are able to configure the air impulsion in two, three or four different directions and thus achieve uniform air conditioning.



Water lifter
A series of water lifters are included (up to 800 mm) to discharge the condensation water

The versatility of the movable rosette

Thanks to the movable rosette, the machines can be adapted to a false ceiling with a lower height. All cassettes over 7,000 W can be installed in a standard position or in an ultra-small position, saving up to 3.5 cm of false ceiling height.



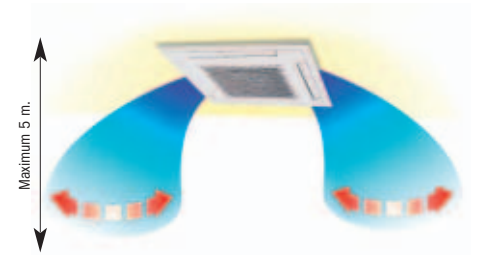
Controller with thermo sensor

These models incorporate a new remote control with thermo sensor, which allows the temperature to be read from the controller in an accurate manner.



Air flow direction and auto swing

The unit can make a sweep using its deflector slats to air-condition the premises more quickly. The direction of the sweep as well as the auto swing function can be selected by using the remote control.



Convenient access and easy maintenance


The control panel is easily accessible for maintenance tasks. There are also long-lasting filters which can be easily dismantled for cleaning.



Weekly programming control


Models with a movable rosette incorporate weekly programming control that allows on and off programming up to twice a day. Functions:

- Programming of different operating schedules each day.
- On and off programming twice a day.
- Set the time in periods of five minutes.
- Cancellation of operation on a specific day (public holiday).



Automatic closing of the slats

The slats open and close automatically when the unit is turned on and off respectively. This leaves the apparatus with a flat appearance and prevents dust getting inside.

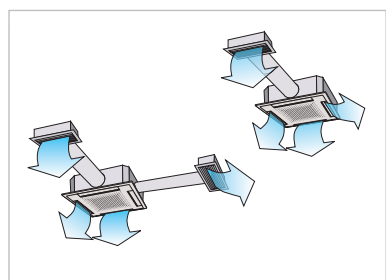


Condition an adjacent room

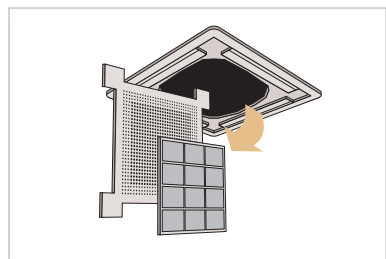
An adjacent room can be conditioned using the cassette units by connecting one or two flexible conduits with a length of five metres.



AUY35-50Ui



Possibility of air redistribution.



Easy access and maintenance.

Minimum height:

they only require a false ceiling of 25 cm for installation. They are ideal for offices, rooms or shops. The rosette coincides with the standard measurements of the European panel (650x650 mm).

Condensate pump:

standard pump that allows condensate water to be discharged up to 400 mm.

Long-lasting filters:

can be dismantled for easier cleaning.

External air contribution:

outside fresh air can be introduced by connecting a conduit to the unit. This is especially useful in public premises that hold a lot of people.

Technical specifications

MODEL		AUY35Ui	AUY40Ui	AUY50Ui
Cooling capacity	kcal/h	3010	3440	4042
	W	3500	4000	4700
Heating capacity	kcal/h	3440	3956	4128
	W	4000	4600	4800
Energy efficiency ratio (E.E.R.)	Cooling	3,02	2,96	2,85
	Heating	2,92	2,82	2,81
Power supply	V/n°/Hz	230/1/50	230/1/50	230/1/50
Power consumption (Cooling/Heating)	kW	1,16/1,37	1,36/1,63	1,65/1,71
Starting current	A	10	10	10
Running current (Cooling/Heating)	A	5,10/6,0	6,0/7,1	7,2/7,5
Electrical wiring		(0.U.) 2x2,5+T	(0.U.) 2x2,5+T	(0.U.) 2x2,5+T
Electrical connection		3x1,5+T	3x1,5+T	3x1,5+T
Noise level indoor unit	High	dB (A)	42	44
	Medium	dB (A)	39	41
	Low	dB (A)	36	37
Noise level outdoor unit	dB (A)	49	49	50
Dimensions indoor unit	Width	mm	580 (650)	580 (650)
	Depth	mm	580 (650)	580 (650)
	Height	mm	235 (35)/250	235 (35)/250
Dimensions outdoor unit	Width	mm	830	830
	Depth	mm	320	320
	Height	mm	650	650
Net weight (Indoor U./Outdoor U.)	kg	18+2,2 / 54	18+2,2 / 54	18+2,2 / 54
Pipe size	Inch.	1/4"-3/8"	1/4"-1/2"	1/4"-1/2"
Piping lenght max. (Total/Height)	m	25/15	25/15	25/15
Refrigerant	type	R410A	R410A	R410A
Refrigerant charge	m	10	10	10
Operating range	Cooling	°C	0 / +43	0 / +43
	Heating	°C	-15 / +24	-15 / +24



AUY35/40/50Ui



AUY35/40/50Ui



INVERTER

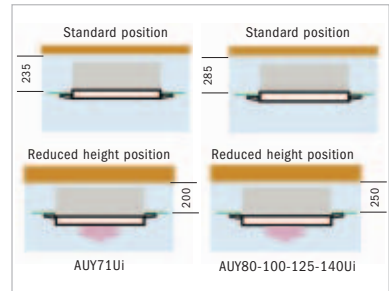
Models

	NEW AUY35Ui INVERTER HEAT PUMP	NEW AUY40Ui INVERTER HEAT PUMP	AUY50Ui INVERTER HEAT PUMP
Code	3NGF8420	3NGF8425	3NGF8430
Logistic reference indoor unit	AUY12L	AUY14L	AUY18LBAB
Logistic reference outdoor unit	AOY12L	AOY14L	AOY18LMAKL
Price ref.	1.225	1.530	1.647

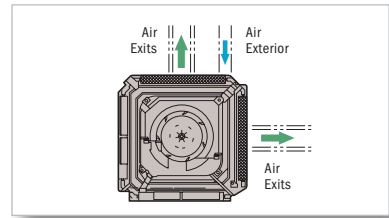
AUY71-140Ui



Remote controller with temperature sensor (thermo sensor).



Reduced high units.



External fresh air contribution.

Remote control with thermo sensor:

this allows the temperature to be read from the remote control in a more accurate way.

Condensate pump:

standard pump that allows condensate water to be discharged up to 800 mm.

Reduced height:

the Fujitsu cassette units with a movable rosette can be installed in a false ceiling with a reduced height of up to 200 mm.

Energy save function:

this optimises the unit's performance by adjusting the thermostat 1°C every 60 minutes with the entailing energy saving.



AUY71/80/100/125/140Ui



(except mod. AUY71ui)



Technical specifications

MODEL			AUY71Ui	AUY80Ui	AUY100Ui	AUY125Ui	AUY140Ui
Cooling capacity	kcal/h		6106 (1720-6880)	7310 (2580-8600)	8600 (4300-9632)	10750 (2580-12040)	11438 (5504-12470)
	W		7100 (2000-8000)	8500 (3000-10000)	10000 (5000-11200)	12500 (3000-14000)	13300 (6400-14500)
Heating capacity	kcal/h		6708 (1720-7740)	8600 (2580-9632)	9632 (4816-11352)	12040 (2580-13760)	13760 (5848-14190)
	W		7800 (2000-9000)	10000 (3000-11200)	11200 (5600-13200)	14000 (3000-16000)	16000 (6800-16500)
Energy efficiency ratio (E.E.R.)	Cooling		2,81	2,70	2,41	2,81	2,44
	Heating		3,25	3,64	3,61	3,54	3,23
Power supply	V/n°/Hz		230/1/50	230/1/50	230/1/50	230/1/50	230/1/50
Power consumption (Cooling/Heating)	kW		2,53/2,40	3,15/2,75	4,15/3,10	4,45/3,95	5,45/4,95
Starting current	A		10	10	10	15	15
Running current (Cooling/Heating)	A		11,1/10,5	13,5/12,1	17,5/13,5	19,5/17,3	23,8/21,6
Electrical wiring			(0.U.) 2x4+T	(0.U.) 2x4+T	(0.U.) 2x4+T	(0.U.) 2x4+T	(0.U.) 2x4+T
Electrical connection			3x1,5+T	3x1,5+T	3x1,5+T	3x1,5+T	3x1,5+T
Noise level indoor unit	High	dB (A)	46	48	48	49	51
		Medium	44	44	44	47	49
		Low	39	41	41	43	46
Noise level outdoor unit		dB (A)	50	53	53	54	54
Dimensions indoor unit	Width	mm	830 (940)	830 (940)	830 (940)	830 (940)	830 (940)
	Depth	mm	830 (940)	830 (940)	830 (940)	830 (940)	830 (940)
	Height	mm	246 (30)/200	296 (30)/250	296 (30)/250	296 (30)/250	296 (30)/250
Dimensions outdoor unit	Width	mm	830	900	900	900	900
	Depth	mm	320	330	330	330	330
	Height	mm	650	830	830	1290	1290
Net weight (Indoor U./Outdoor U.)	kg		34/54	34/70	34/70	40/105	40/105
Pipe size	Inch.		3/8"-5/8"	3/8"-5/8"	3/8"-5/8"	3/8"-5/8"	3/8"-5/8"
Piping lenght max. (Total/Height)	m		25/15	50/30	50/30	70/30	70/30
Refrigerant	type		R410A	R410A	R410A	R410A	R410A
Refrigerant charge	m		10	10	20	20	20
Operating range	Cooling	°C	0 / +43	-10/+43	-10/+43	-15/+43	-15/+43
	Heating	°C	-15 / +24	-15 / +24	-15/+24	-15/+24	-15/+24



AUY71Ui

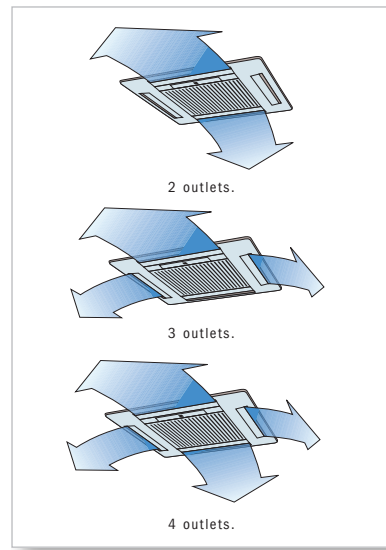
AUY80/100Ui

AUY125/140Ui

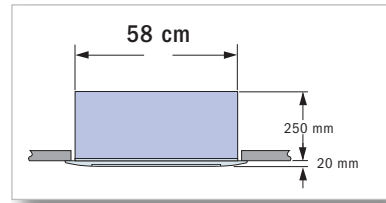
Models

	AUY71Ui INVERTER HEAT PUMP	AUY80Ui INVERTER HEAT PUMP	AUY100Ui INVERTER HEAT PUMP	AUY125Ui INVERTER HEAT PUMP	AUY140Ui INVERTER HEAT PUMP
Code	3NGF8435	3NGF8440	3NGF8445	3NGF8450	3NGF8455
Logistic reference indoor unit	AUY24LUAR	AUY30LUAS	AUY36LUAS	AUY45LUAS	AUY54L
Logistic reference outdoor unit	AOY24LMAKL	AOY30LMAWL	AOY36LMAWL	AOY45LJBYL	AOY54L
Price ref.	1.886	2.076	2.457	2.686	3.331

AUY35-50U/F



Air impulsion system with 2, 3 or 4 outlets.



Minimum height.

Air impulsion system from 2 to 4 channels:

the air-conditioning can be adapted to the shape of the room by channelling the air in 2, 3 or 4 directions.

Wireless remote control:

an ergonomic remote controller with a large display that allows the different features of the unit to be controlled in a functional mode.

Condensate pump:

standard pump that allows condensate water to be discharged up to 400 mm.

Minimum height:

they only require a false ceiling of 25 cm for installation. They are ideal for offices, rooms or shops. The rosette coincides with the standard measurements of the European panel (650x650 mm).



AUY35/40/50U/F



(mod. AUY_U)

Technical specifications

MODEL		AUY35U	AUY40U	AUY50U	AUY35F	AUY40F	AUY50F
Cooling capacity	kcal/h	3053	3397	4171	3096	3526	4300
	W	3550	3950	4850	3600	4100	5000
Heating capacity	kcal/h	3440	3956	4644	-	-	-
	W	4000	4600	5400	-	-	-
Energy efficiency ratio (E.E.R.)	Cooling	2,86	2,82	2,62	2,9	2,95	2,63
	Heating	3,31	3,24	2,7	-	-	-
Power supply	V/n°/Hz	230/1/50	230/1/50	230/1/50	230/1/50	230/1/50	230/1/50
Power consumption (Cooling/Heating)	kW	1,24/1,21	1,40/1,42	1,85/2,00	1,24/-	1,39/-	1,90/-
Starting current	A	30	31	39	30	31	39
Running current (Cooling/Heating)	A	5,5/5,4	6,3/6,3	8,2/9,2	5,5/-	6,3/-	8,5/-
Electrical wiring		(0.U.) 2x2,5+T	(0.U.) 2x2,5+T	(0.U.) 2x2,5+T	(0.U.) 3x2,5+T	(0.U.) 3x2,5+T	(0.U.) 3x2,5+T
Electrical connection		2x2,5+3x1,5+T	2x2,5+3x1,5+T	6x1,5+T	5x1,5+T	5x1,5+T	5x1,5+T
Noise level indoor unit	High	dB (A)	42	42	44	42	44
	Medium	dB (A)	39	39	41	39	39
	Low	dB (A)	36	36	37	36	36
Noise level outdoor unit	dB (A)	49	49	52	49	49	52
Dimensions indoor unit	Width	mm	580(650)	580(650)	580(650)	580(650)	580(650)
	Depth	mm	580(650)	580(650)	580(650)	580(650)	580(650)
	Height	mm	235(35)/250	235(35)/250	235(35)/250	235(35)/250	235(35)/250
Dimensions outdoor unit	Width	mm	750	750	830	750	750
	Depth	mm	250	250	320	250	250
	Height	mm	530	530	650	530	530
Net weight (Indoor U./Outdoor U.)	kg	18+2,2/34	18+2,2/35	18+2,2/52	18+2,2/34	18+2,2/35	18+2,2/47
Pipe size	Inch.	1/4"-3/8"	1/4"-1/2"	1/4"-1/2"	1/4"-3/8"	1/4"-1/2"	1/4"-1/2"
Piping lenght max. (Total/Height)	m	20/8	20/8	20/8	20/8	20/8	20/8
Refrigerant	type	R410A	R410A	R410A	R410A	R410A	R410A
Refrigerant charge	m	7,5	7,5	7,5	7,5	7,5	7,5
Operating range	Cooling	°C	0 / +43	0 / +43	0 / +43	0 / +43	0 / +43
	Heating	°C	-7/ +24	-7/ +24	-7/ +24	-	-



AUY35/40U/F



AUY50U/F


Models

	AUY35U HEAT PUMP	AUY40U HEAT PUMP	AUY50U HEAT PUMP	AUY35F COOLING ONLY	AUY40F COOLING ONLY	AUY50F COOLING ONLY
Code	3NGF4645	3NGF4665	3NGF4520	3NGF4145	3NGF4165	3NGF4025
Logistic reference indoor unit	AUY12UBAB	AUY14UBAB	AUY18UBAB	AUY12FBAB	AUY14FBAB	AUY18FBAB
Logistic reference outdoor unit	AOY12USAJL	AOY14USDJL	AOY18UNCKL	AUOY12FSAJ	AUOY14FSDJ	AOY18FNCKL
Price ref.	1.114	1.391	1.495	1.048	1.276	1.409


AUY71-80U/F



Remote controller with temperature sensor (thermo sensor).



Automatic swing function.



Standard condensate pump (up to 800 mm of water level difference).

Remote control with thermo sensor:

this allows the temperature to be read from the remote control in a more accurate way.

Reduced height:

the cassette units with a movable rosette can be installed in a false ceiling with a reduced height of up to 200 mm.

Comfort air-conditioning:

the automatic swing allows conditioned air to be correctly distributed, providing a uniform temperature throughout the room.



AUY71/80U/F



Technical specifications

MODEL			AUY71U	AUY80U	AUY71F	AUY80A	AUY80F
Cooling capacity	kcal/h		6020	7225	6063	7310	7225
	W		7000	8400	7050	8500	8400
Heating capacity	kcal/h		6708	8170	-	-	-
	W		7800	9500	-	-	-
Energy efficiency ratio (E.E.R.)	Cooling		2,64	2,85	2,71	2,38	2,85
	Heating		3,32	3,42	-	-	-
Power supply	V/n°/Hz		230/1/50	230/1/50	230/1/50	230/1/50	230/1/50
Power consumption (Cooling/Heating)	kW		2,65/2,35	2,95/2,78	2,60/-	3,53/-	2,95/-
Starting current	A		60	70	60	90	70
Running current (Cooling/Heating)	A		11,8/10,5	13,6/13,1	11,5/-	16,9/-	13,8/-
Electrical wiring			(0.U.) 2x4+T	(0.U.) 2x4+T	(0.U.) 2x4+T	(0.U.) 2x4+T	(0.U.) 2x4+T
Electrical connection			3x1,5+T	3x1,5+T	3x1,5+T	3x1,5+T	3x1,5+T
Noise level indoor unit	High	dB (A)	44	46	44	46	46
	Medium	dB (A)	42	44	42	44	44
	Low	dB (A)	38	41	39	41	41
Noise level outdoor unit		dB (A)	53	53	53	54	53
Dimensions indoor unit	Width	mm	830(940)	830(940)	830(940)	830(940)	830(940)
	Depth	mm	830(940)	830(940)	830(940)	830(940)	830(940)
	Height	mm	246(30)/200	246(30)/200	246(30)/200	245(30)/200	246(30)/200
Dimensions outdoor unit	Width	mm	830	900	830	900	900
	Depth	mm	320	330	320	350	330
	Height	mm	650	830	650	900	830
Net weight (U.Indoor/U. Outdoor)		kg	34+6,5/59	34+6,5/69	34+6,5/58	34+6,5/77	34+6,5/68
Pipe size		Inch.	3/8"-5/8"	3/8"-5/8"	3/8"-5/8"	3/8"-5/8"	3/8"-5/8"
Piping length max. (Total/Height)		m	25/15	30/15	25/15	30/15	30/15
Refrigerant		type	R410A	R410A	R410A	R407C	R410A
Refrigerant charge		m	7,5	7,5	7,5	7,5	7,5
Operating range	Cooling	°C	0 / +43	0 / +43	0 / +43	0 / +43	0 / +43
	Heating	°C	-7/ +24	-7/ +24	-	-	-



AUY71U/F



AUY80U/F

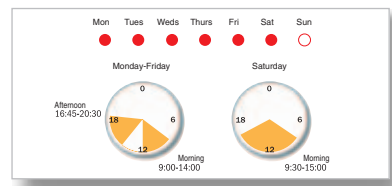


AUY80A

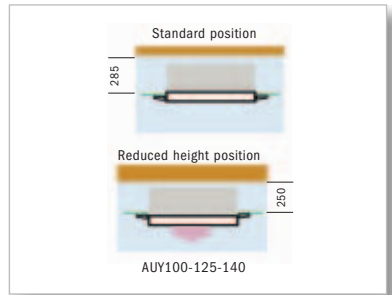
Models

	AUY71U HEAT PUMP	AUY80U HEAT PUMP	AUY71F COOLING ONLY	AUY80A COOLING ONLY	AUY80F COOLING ONLY
Code	3NGF4425	3NGF4445	3NGF4225	3NGF4240	3NGF4245
Logistic reference indoor unit	AUY25UUAR	AUY30UUAR	AUY25FUAR	AUY30ELBW	AUY30FUAR
Logistic reference outdoor unit	AOY25UNAKL	AOY30UNBWL	AOYFNAKT	AOY30EMBL	AOY30FNBL
Price ref.	1.714	1.886	1.562	1.724	1.724

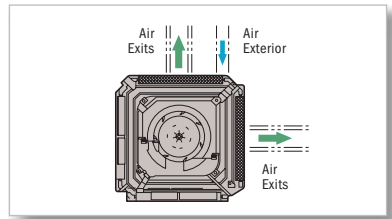
AUY100-140UT/FT



Weekly programmer.



Reduced height installation.



External fresh air contribution.

Weekly programmer:

this allows weekly operational programming, as well as pre-setting the turning on and turning off of the unit up to twice a day.

Controller with thermo sensor:

this allows the temperature to be read from the remote control in a more accurate way.

Condensate pump:

standard pump that allows condensate water to be discharged (up to 800 mm of water level difference).

Easy maintenance:

the controller is easily accessible for maintenance tasks and the long-lasting filters can be easily dismantled for cleaning.

External air contribution:

outside fresh air can be introduced by connecting a conduit to the unit. This is especially useful in public premises that hold a lot of people.



AUY100/125/140UT/FT/AT




AUY125AT



AUY100-140UT/FT

Technical specifications

MODEL		AUY100UT	AUY125UT	AUY140UT	AUY100FT	AUY125AT	AUY125FT	AUY140FT
Cooling capacity	kcal/h	9030	10922	12470	9030	10922	10922	12470
	W	10500	12700	14500	10500	12700	12700	14500
Heating capacity	kcal/h	10148	12298	14190	—	—	—	—
	W	11800	14300	16500	—	—	—	—
Energy efficiency ratio (E.E.R.)	Cooling	3,02	2,9	2,81	2,84	2,65	2,90	2,81
	Heating	3,23	3,26	3,11	—	—	—	—
Power supply	V/n°/Hz	400/3/50	400/3/50	400/3/50	400/3/50	400/3/50	400/3/50	400/3/50
Power consumption (Cooling/Heating)	kW	3,48/3,65	4,38/4,40	5,16/5,30	3,70/-	4,76/-	4,38/-	5,16/-
Starting current	A	37	67	70	37	66	67	70
Running current (Cooling/Heating)	A	5,9/6,2	7,7/7,7	9,5/9,5	6,2/-	8,6/-	7,7/-	9,5/-
Electrical wiring		(O.U.) 3x 2,5+N+T	(O.U.) 3x 2,5+N+T	(O.U.) 3x 2,5+N+T	(O.U.) 3x 2,5+N+T	(O.U.) 3x 2,5+N+T	(O.U.) 3x 2,5+N+T	(O.U.) 3x 2,5+N+T
Electrical connection		3x1,5+T	3x1,5+T	3x1,5+T	3x1,5+T	3x1,5+T	3x1,5+T	3x1,5+T
Noise level indoor unit	High	dB (A)	48	49	52	48	49	49
	Medium	dB (A)	44	47	48	44	47	47
	Low	dB (A)	41	43	45	41	43	43
Noise level outdoor unit	dB (A)	54	54	54	54	59	54	54
Dimensions indoor unit	Width	mm	830 (940)	830 (940)	830 (940)	830 (940)	830 (940)	830 (940)
	Depth	mm	830 (940)	830 (940)	830 (940)	830 (940)	830 (940)	830 (940)
	Height	mm	296 (30)/250	296 (30)/250	296 (30)/250	296 (30)/250	296 (30)/250	296 (30)/250
Dimensions outdoor unit	Width	mm	900	900	900	900	900	900
	Depth	mm	330	330	330	330	330	330
	Height	mm	1165	1165	1290	1165	1152	1165
Net weight (Indoor U./Outdoor U.)	kg	34+6,5/94	40+6,5/113	40+6,5/118	34+6,5/80	40+6,5/102	40+6,5/109	40+6,5/114
Pipe size	Inch.	3/8"-5/8"	3/8"-3/4"	3/8"-3/4"	3/8"-5/8"	3/8"-3/4"	3/8"-3/4"	3/8"-3/4"
Piping length max. (Total/Height)	m	50/30	50/30	50/30	50/30	50/30	50/30	50/30
Refrigerant	type	R410A	R410A	R410A	R410A	R407C	R410A	R410A
Refrigerant charge	m	20	20	20	20	20	20	20
Operating range	Cooling	°C	0 / +43	0 / +43	0 / +43	0 / +43	0 / +43	0 / +43
	Heating	°C	-10/ +24	-10/ +24	-10/ +24	-	-	-



AUY125AT



AUY100/125/140FT/UT

Models

	AUY100UT HEAT PUMP	AUY125UT HEAT PUMP	AUY140UT HEAT PUMP	AUY100FT HEAT PUMP	AUY125AT COOLING ONLY	AUY125FT COOLING ONLY	AUY140FT COOLING ONLY
Code	3NGF4465	3NGF4485	3NGF4595	3NGF4265	3NGF4280	3NGF4285	3NGF4295
Logistic reference indoor unit	AUY36UUAS	AUY45UUAS	AUY54UUAS	AUY36FUAS	AUY45ELB3W	AUY45FUAS	AUY54FUAS
Logistic reference outdoor unit	AOY36UNAXT	AOY45UMAXT	AOY54UMAYT	AOY36FNAXT	AOY45EPA3L	AOY45FMAYT	AOY54FMAYT
Price ref.	2.238	2.438	2.810	2.010	2.219	2.219	2.572




Wall ceiling. Better quality air

90



A design full of benefits

The Fujitsu wall ceiling units offer unbeatable aesthetics as the air return located at the rear is hidden from view once the unit is installed. This leaves these models with a flat front and an elegant rounded shape. This air inlet layout improves comfort by offering a greater airflow and reducing noise.

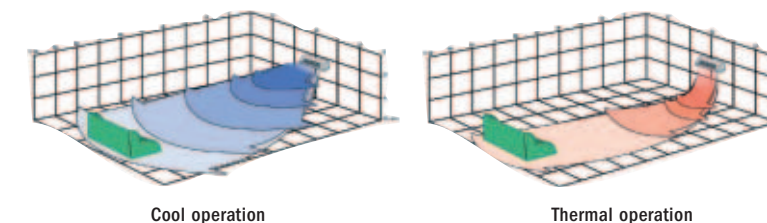


Perfect for every room

Less friction, more force of air

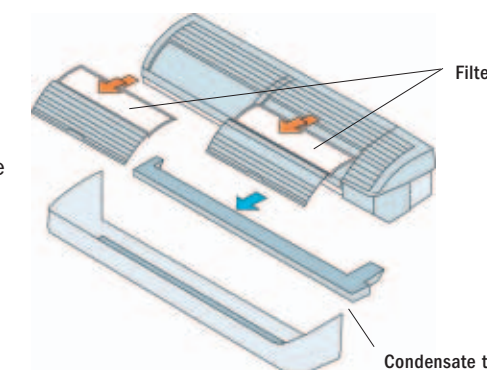
The upper location of the air inlet reduces air friction.

This considerably increases the force of the airflow and the distance reached (up to 10 m).



Convenient maintenance

The wall ceiling units offer simple extraction of the condensate tray and easy access to the long-lasting filters.



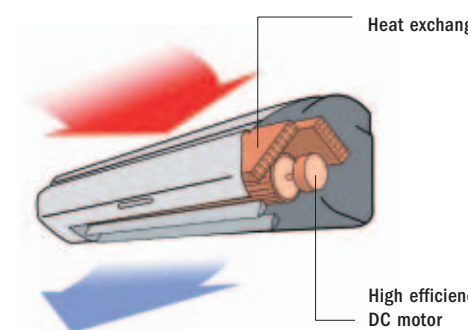
Simpler installation

The Fujitsu wall ceiling units come with a template similar to the wall models, making installation a lot easier. The outlet tubing also offers greater flexibility as it can be installed on the left or the right.



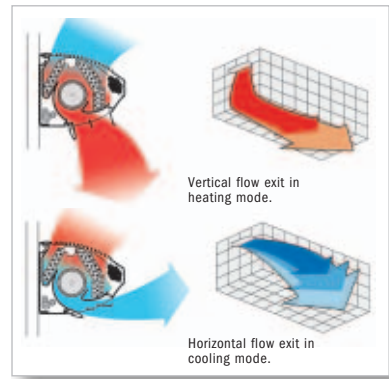
100% efficient

The DC motor of these models offers greater performance which improves its efficiency ratio. Elsewhere, the lambda-shape design of the battery provides a greater air exchange service, achieving the desired temperature in less time.




91

AWY71-80Ui



Comfortable air flow.



High efficiency and minimum noise level.



Elegant and exclusive design.

Technical specifications

MODEL		AWY71Ui		AWY80Ui	
Cooling capacity	kcal/h	5848 (1720-6880)	6880 (1720-7396)		
	W	6800 (2000-8000)	8000 (2000-8600)		
Heating capacity	kcal/h	6020 (1720-7740)	7310 (1720-8600)		
	W	7000 (2000-9000)	8500 (2000-10000)		
Energy efficiency ratio (E.E.R.)	Cooling	3,21	2,63		
	Heating	3,61	3,02		
Power supply	V/n°/Hz	230/1/50	230/1/50		
Power consumption (Cooling/Heating)	kW	2,12/1,94	3,04/2,81		
Starting current	A	10	10		
Running current (Cooling/Heating)	A	9,3/8,5	13,3/12,3		
Electrical wiring		(O.U.) 2x4+T	(O.U.) 2x4+T		
Electrical connection		2x2,5+1X1,5+T	2x2,5+1X1,5+T		
Noise level indoor unit	High	dB (A)	47	47	
	Medium	dB (A)	43	43	
	Low	dB (A)	40	40	
	Superquiet	dB (A)	37	37	
Noise level outdoor unit	dB (A)	53	53		
Dimensions indoor unit	Width	mm	1150	1150	
	Depth	mm	285	285	
	Height	mm	270	270	
Dimensions outdoor unit	Width	mm	900	900	
	Depth	mm	350	350	
	Height	mm	900	900	
Net weight (Indoor U./Outdoor U.)	kg	16/70	16/70		
Pipe size	Inch.	3/8"-5/8"	3/8"-5/8"		
Piping lenght max. (Total/Height)	m	25/15	25/15		
Refrigerant	type	R410A	R410A		
Refrigerant charge	m	10	10		
Operating range	Cooling	°C	0 / +43	0 / +43	
	Heating	°C	-15/ +24	-15/ +24	

New flow impulsion system:

vertical in heating pump mode and horizontal in cooling mode, generating a comfortable environment that avoids possible uncomfortable direct currents.

High efficiency and minimum noise level:

the entry of air through the top allows the noise level to be reduced and increases the air impulsion current (up to 10 m), leading to maximum performance.

Ease of maintenance:

easy access to the long-lasting filters for cleaning purposes and an extractable and washable condensate tray.



AWY71/80Ui



AWY71/80Ui

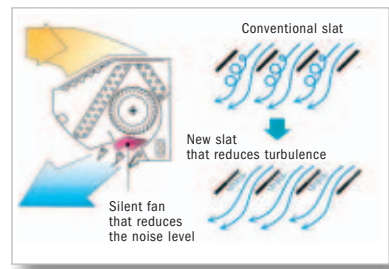


INVERTER


Models

	AWY71Ui INVERTER HEAT PUMP	AWY80Ui INVERTER HEAT PUMP
Code	3NGF8075	3NGF8080
Logistic reference indoor unit	AWY24LBAJ	AWY30LBAJ
Logistic reference outdoor unit	AOY24LMAL	AOY30LMAL
Price ref.	1.353	2.219

AWY40-80U



Low noise level.



Operating display indicator



Maximum discretion and elegance.

High performance and DC motor:

the lambda shape achieves a greater air exchange surface, reaching the desired temperature in less time.

Low noise level and maximum discretion:

its exclusive and elegant design, featuring hidden grilles and air entry at the top, notably reduces the noise level of the air-conditioning unit. It also has a luminous display showing the operation of the appliance.

Ease of maintenance:

through the easy extraction of the condensate tray and accessibility to the filter system.

Automatic vertical and horizontal fan:

the layout of the vertical and horizontal slats, as well as automatic adjustment, allow the air impulsion angle to be modified, preventing stratification and achieving optimum air-conditioning in a short space of time.



AWY40/50/71/80U



Technical specifications

MODEL			AWY40U	AWY50U	AWY71U	AWY80U
Cooling capacity	kcal/h		3615	4645	5850	6795
	W		4200	5400	6800	7900
Heating capacity	kcal/h		3955	4905	6365	7225
	W		4600	5700	7400	8400
Energy efficiency ratio (E.E.R.)	Cooling		2,90	2,92	2,83	2,87
	Heating		3,59	3,08	3,08	3,05
Power supply	V/n°/Hz		230/1/50	230/1/50	230/1/50	230/1/50
Power consumption (Cooling/Heating)	kW		1,45/1,28	1,85/1,85	2,40/2,40	2,75/2,75
Starting current	A		31	39	60	70
Running current (Cooling/Heating)	A		6,5/5,7	8,3/8,3	10,6/10,5	13,0/13,0
Electrical wiring			(I.U.) 2x2,5+T	(O.U.) 2x2,5+T	(O.U.) 2x4+T	(O.U.) 2x4+T
Electrical connection			2x2,5+2x1,5+T	2x2,5+3x1,5+T	6x1,5+T	6x1,5+T
Noise level indoor unit	High	dB (A)	37	39	43	46
	Medium	dB (A)	35	36	40	44
	Low	dB (A)	32	33	36	41
Noise level outdoor unit		dB (A)	50	52	52	54
Dimensions indoor unit	Width	mm	1150	1150	1150	1150
	Depth	mm	285	285	285	285
	Height	mm	270	270	270	270
Dimensions outdoor unit	Width	mm	750	830	830	900
	Depth	mm	250	320	320	350
	Height	mm	530	650	650	900
Net weight (Indoor U./Outdoor U.)		kg	16/35	16/52	16/59	16/74
Pipe size		Inch.	1/4"-1/2"	1/4"-5/8"	3/8"-5/8"	3/8"-5/8"
Piping length max. (Total/Height)		m	15/8	20/8	20/8	25/15
Refrigerant		type	R410A	R410A	R410A	R410A
Refrigerant charge		m	7,5	7,5	7,5	7,5
Operating range	Cooling	°C	0 / +43	0 / +43	0 / +43	0 / +43
	Heating	°C	-7 / +24	-7 / +24	-7 / +24	-7 / +24



AWY40U

AWY50/71U

AWY80U

Models


	AWY40U HEAT PUMP	AWY50U HEAT PUMP	AWY71U HEAT PUMP	AWY80U HEAT PUMP
Code	3NGF2630	3NGF2640	3NGF2650	3NGF2660
Logistic reference indoor unit	AWY14UBBJ	AWY18UBBJ	AWY24UBBJ	AWY30UBBJ
Logistic reference outdoor unit	AOY14USBJ	AOY18UNBKL	AOY24UNBKL	AOY30UNBDL
Price ref.	828	962	1.152	1.962

Floor-ceiling units. Free choice

INVERTER

Installation flexibility

All the units can be positioned either on the floor or the ceiling through the use of an L-shaped cover that allows condensation water to be collected in any position. The fastening system is also designed to fix the unit in both positions.



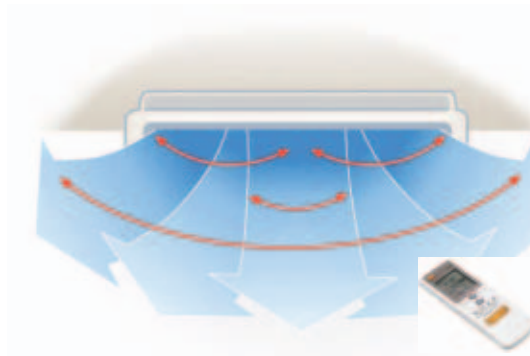
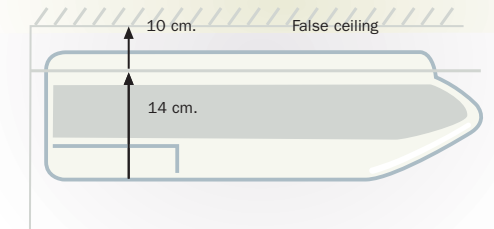
Selection of air outlet

The remote control allows the air outlet direction and the fan function to be chosen with horizontal or vertical sweeps. Likewise, the double deflector slat system uniformly distributes the airflow avoiding the unpleasant effects that direct airflow can cause.

Ceiling units. Complete versatility

Semi-insertable units

Using a false ceiling with a height of 15 cm, the ceiling units can be semi-inserted to allow only 14 cm to be visible. In addition, the profile of the inside unit is designed to fit into a false ceiling made of plaster.



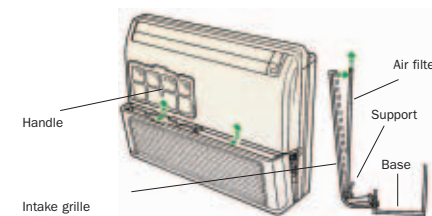
Full remote control

The functions of the Fujitsu ceiling units are controlled with an ergonomic and easy to use remote control.

- Air Flow Direction: Allows the air outlet direction to be chosen (up/down or left/right).
- Swing: The air is uniformly distributed around the room using a sweep in all directions.

The filters, always within reach

Because of the easy access their location offers, the filters can be changed without the need for an engineer. And to avoid corrosion through humidity they are made with a polyethylene-based material.



Easy and convenient installation

There is a template that indicates the distances and the position of the fastening making the interior unit easy to install with the use of just four screws.



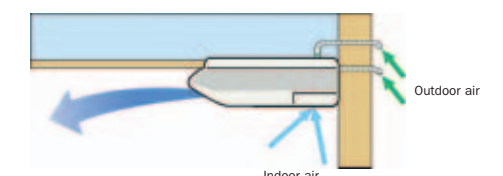
These units are fitted with front and back handles at the same height and on the left and right to facilitate transport and installation.



Installation example

Air renewal

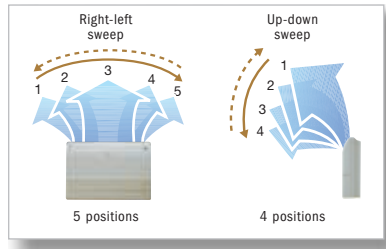
Fresh air from outside can be introduced by connecting a conduit at the top or rear part of the unit. A very useful option in public premises.



ABY50-71Ui



Compact design.



Twin automatic sweep (auto swing).

Auto swing function:

the horizontal and vertical air sweep combination allows three-dimensional control of the air direction.

Large flow twin slat:

the hot and cold air is rapidly and uniformly distributed throughout the room thanks to a specially designed twin slat that allows a larger air-flow to be generated.

Universal installation:

the same unit can be installed on the floor or in the ceiling as the L-shaped cover collects condensate in any position and the fastening system allows it to be attached in both positions.



ABY50/71Ui



INVERTER



ABY50Ui



ABY71Ui


Models

	ABY50Ui INVERTER HEAT PUMP	ABY71Ui INVERTER HEAT PUMP
Code	3NGF8320	3NGF8330
Logistic reference indoor unit	ABY18LBAJ	ABY24LBAJ
Logistic reference outdoor unit	AOY18LMAKL	AOY24LMAL
Price ref.	1.057	1.353

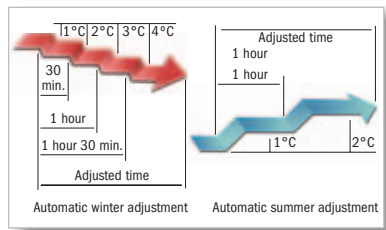
Technical specifications

MODEL			ABY50Ui	ABY71Ui
Cooling capacity	kcal/h		4472	5590
	W		5200	6500
Heating capacity	kcal/h		5332	5850
	W		6200	6800
Energy efficiency ratio (E.E.R.)	Cooling		3,06	3,02
	Heating		3,26	3,42
Power supply	V/n°/Hz		230/1/50	230/1/50
Power consumption (Cooling/Heating)	kW		1,70/1,90	2,15/1,99
Starting current	A		10	10
Running current (Cooling/Heating)	A		7,4/8,3	9,4/8,7
Electrical wiring			(0.U.) 2x2,5+T	(0.U.) 2x4+T
Electrical connection			3x1,5+T	3x1,5+T
Noise level indoor unit	High	dB (A)	44	50
	Medium	dB (A)	40	46
	Low	dB (A)	36	42
Noise level outdoor unit		dB (A)	50	53
Dimensions indoor unit	Width	mm	990	990
	Depth	mm	655/199	655/199
	Height	mm	199/655	199/655
Dimensions outdoor unit	Width	mm	830	900
	Depth	mm	320	350
	Height	mm	650	900
Net weight (Indoor U./Outdoor U.)		kg	28/54	28/70
Pipe size		Inch.	1/4"-1/2"	3/8"-5/8"
Piping length max. (Total/Height)		m	25/15	25/15
Refrigerant		type	R410A	R410A
Refrigerant charge		m	10	10
Operating range	Cooling	°C	0 / +43	0 / +43
	Heating	°C	-15/ +24	-15/ +24

ABY40-71U/F



Universal installation.



Smart functions NMT (Nice Morning Timer) and Sleep.

NMT function:

the Nice Morning Timer allows the unit to calculate the start time in order that the room is conditioned at the time set by the user.

Sleep function:

this adjusts the room temperature to the needs of the human body, raising the programmed room temperature by up to 4°C in winter and by up to 2°C in summer, providing a considerable energy saving.

Air flow direction:

this makes it possible to select the flow output direction and contribute to a more rapid and uniform distribution.



ABY40/50/71U/F



(mod. ABY_U)

Technical specifications

MODEL			ABY40U	ABY50U	ABY71U	ABY40F	ABY50F	ABY71F
Cooling capacity	kcal/h		3440	4645	5590	3612	4645	5590
	W		4000	5400	6500	4200	5400	6500
Heating capacity	kcal/h		4045	5160	6365	—	—	—
	W		4700	6000	7400	—	—	—
Energy efficiency ratio (E.E.R.)	Cooling		2,82	2,84	2,69	3,02	2,81	2,65
	Heating		3,48	3,24	3,22	—	—	—
Power supply	V/n°/Hz		230/1/50	230/1/50	230/1/50	230/1/50	230/1/50	230/1/50
Power consumption (Cooling/Heating)	kW		1,42/1,35	1,90/1,85	2,42/2,30	1,39/-	1,92/-	2,45/-
Starting current	A		31	39	60	31	39	60
Running current (Cooling/Heating)	A		6,3/6,0	8,6/8,3	10,8/10,3	6,3/-	8,5/-	11,0/-
Electrical wiring			(0.U.) 2x2,5+T	(0.U.) 2x2,5+T	(0.U.) 2x4+T	(0.U.) 2x2,5+T	(0.U.) 2x2,5+T	(0.U.) 2x4+T
Electrical connection			2x2,5+2x1,5+T	2x2,5+3x1,5+T	2x4+3x1,5+T	3x1,5+T	3x1,5+T	3x1,5+T
Noise level indoor unit	High	dB (A)	41	46	48	41	46	48
	Medium	dB (A)	38	42	44	38	42	44
	Low	dB (A)	35	37	40	35	37	40
Noise level outdoor unit		dB (A)	49	52	53	49	52	53
Dimensions indoor unit	Width	mm	990	990	990	990	990	990
	Depth	mm	655/199	655/199	655/199	655/199	655/199	655/199
	Height	mm	199/655	199/655	199/655	199/655	199/655	199/655
Dimensions outdoor unit	Width	mm	750	830	830	750	830	830
	Depth	mm	250	320	320	250	320	320
	Height	mm	530	650	650	530	650	650
Net weight (Indoor U./Outdoor U.)		kg	28/35	28/52	28/59	28/35	28/47	28/58
Pipe size		Inch.	1/4"-1/2"	1/4"-5/8"	3/8"-5/8"	1/4"-1/2"	1/4"-5/8"	3/8"-5/8"
Piping lenght max. (Total/Height)		m	15/8	20/8	20/8	15/8	20/8	20/8
Refrigerant		type	R410A	R410A	R410A	R410A	R410A	R410A
Refrigerant charge		m	7,5	7,5	7,5	7,5	7,5	7,5
Operating range	Cooling	°C	0 / +43	0 / +43	0 / +43	+21/ +43	+21/ +43	+21/ +43
	Heating	°C	-8/ +24	-8/ +24	-8/ +24	-	-	-



ABY40U/F

ABY50/71U/F

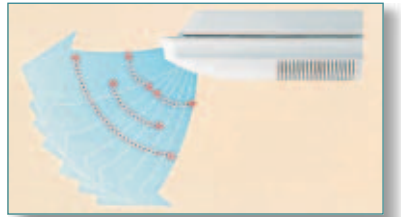
Models

	ABY40U HEAT PUMP	ABY50U HEAT PUMP	ABY71U HEAT PUMP	ABY40F COOLING ONLY	ABY50F COOLING ONLY	ABY71F COOLING ONLY
Code	3NGF3195	3NGF3220	3NGF3230	3NGF2995	3NGF3020	3NGF3030
Logistic reference indoor unit	ABY14UBBJ	ABY18UBBJ	ABY24UBBJ	ABY14FBBJ	ABY18FBBJ	ABY24FBBJ
Logistic reference outdoor unit	AOY14USDJL	AOY18UNBKL	AOY24UNBKL	AOY14FSDJ	AOY18FNBK	AOY24FNBK
Price ref.	867	1.000	1.104	781	914	1.028

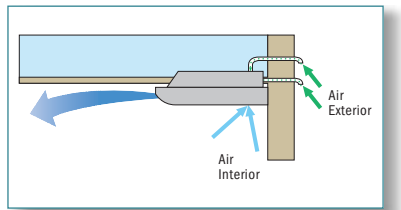
ABY80-125Ui



Horizontal fan.



Vertical fan.



External fresh air contribution.

Twin auto swing:

that allows 5 selections for the vertical or horizontal airflow direction.

Outside fresh air contribution:

via a conduit with a diameter of 200 mm connected to the upper or rear part of the machine. Air renewal is very useful in public premises that hold a lot of people.

Optional drain water lifter:

an optional accessory that allows a level difference about 30 cm in the false ceiling to be able to generate the necessary slope until it reaches the nearest down pipe (see page 172).

Semi-insertable units:

these units are designed to fit into a plaster false ceiling with a minimum height of 15 cm. This means only 14 cm of the machine will be visible.



ABY80/100/125Ui



INVERTER

Technical specifications

MODEL		ABY80Ui	ABY100Ui	ABY125Ui
Cooling capacity	kcal/h	7310	8600	10750
	W	8500	10000	12500
Heating capacity	kcal/h	8600	9288	12040
	W	10000	10800	14000
Energy efficiency ratio (E.E.R.)	Cooling	2,83	2,43	2,81
	Heating	3,45	3,31	3,29
Power supply	V/n°/Hz	230/1/50	230/1/50	230/1/50
Power consumption (Cooling/Heating)	kW	3,0/2,90	4,12/3,26	4,45/4,25
Starting current	A	10	10	15
Running current (Cooling/Heating)	A	13,1/12,7	18,0/14,2	19,5/18,5
Electrical wiring		(0.U.) 2x2,5+T	(0.U.) 2x4+T	(0.U.) 2x4+T
Electrical connection		3x1,5+T	3x1,5+T	3x1,5+T
Noise level indoor unit	High	dB (A)	45	48
	Medium	dB (A)	42	45
	Low	dB (A)	37	40
Noise level outdoor unit	dB (A)	53	54	54
Dimensions indoor unit	Width	mm	1660	1660
	Depth	mm	700	700
	Height	mm	240	240
Dimensions outdoor unit	Width	mm	900	900
	Depth	mm	330	330
	Height	mm	830	830
Net weight (Indoor U./Outdoor U.)	kg	48/70	48/70	48/105
Pipe size	Inch.	3/8"-5/8"	3/8"-5/8"	3/8"-5/8"
Piping lenght max. (Total/Height)	m	50/30	50/30	70/30
Refrigerant	type	R410A	R410A	R410A
Refrigerant charge	m	10	20	20
Operating range	Cooling	°C	-10/ +43	-10/ +43
	Heating	°C	-15/+24	-15/+24



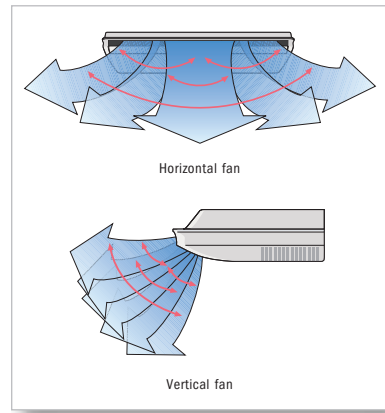
ABY80/100Ui

ABY125Ui

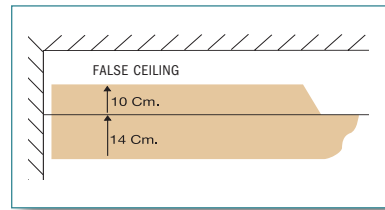
Models

	NEW ABY80Ui INVERTER HEAT PUMP	NEW ABY100Ui INVERTER HEAT PUMP	NEW ABY125Ui INVERTER HEAT PUMP
Code	3NGF8340	3NGF8350	3NGF8360
Logistic reference indoor unit	ABY30LBAG	ABY36LBAG	ABY45LBAG
Logistic reference outdoor unit	AOY30LMAWL	AOY36LMAWL	AOY45LJBYL
Price ref.	2.255	2.486	2.914

ABY80-140U/UT/F/FT



Air flow direction.



Semi-insertable units in false ceilings.

Large air current:

ideal for large commercial premises, warehouses and offices with a height of up to 4 m.

Outside fresh air contribution:

via a conduit with a diameter of 200 mm connected to the upper or rear part of the machine. Air renewal is very useful in public premises that hold a lot of people.

Optional drain water lifter:

an optional accessory that allows a level difference about 30 cm in the false ceiling to be able to generate the necessary slope until it reaches the nearest down pipe (see page 172).



ABY80/100/125/140U/UT/F/FT



Technical specifications

MODEL		ABY80U	ABY100UT	ABY125UT	ABY140UT	ABY80F	ABY100FT	ABY125FT	ABY140FT
Cooling capacity	kcal/h	7225	9030	10922	12470	7225	9030	10920	12470
	W	8400	10500	12700	14500	8400	10500	12700	14500
Heating capacity	kcal/h	8170	10150	12298	14190	—	—	—	—
	W	9500	11800	14300	16500	—	—	—	—
Energy efficiency ratio (E.E.R.)	Cooling	2,85	3,02	2,90	2,81	2,85	2,84	2,90	2,81
	Heating	3,42	3,42	3,26	3,11	—	—	—	—
Power supply	V/n°/Hz	230/1/50	400/3/50	400/3/50	400/3/50	230/1/50	400/3/50	400/3/50	400/3/50
Power consumption (Cooling/Heating)	kW	2,95/2,78	3,48/3,45	4,38/4,40	5,16/5,30	2,95/-	3,70/-	4,38/-	5,16/-
Starting current	A	70	37	67	70	70	67	67	70
Running current (Cooling/Heating)	A	13,6/13,1	5,9/6,2	7,7/7,7	9,5/9,5	13,8/-	6,2/-	7,7/-	9,5/-
Electrical wiring		2x4+T	3x2,5+N+T	3x2,5+N+T	3x2,5+N+T	2x4+T	3x2,5+N+T	3x2,5+N+T	3x2,5+N+T
Electrical connection		3x1,5+T	3x1,5+T	3x1,5+T	3x1,5+T	3x1,5+T	3x1,5+T	3x1,5+T	3x1,5+T
Noise level indoor unit	High	dB (A)	42	45	48	52	42	45	48
	Medium	dB (A)	39	42	46	50	39	42	46
	Low	dB (A)	35	37	41	46	35	37	41
Noise level outdoor unit	dB (A)	53	54	54	54	53	54	54	54
Dimensions indoor unit	Width	mm	1660	1660	1660	1660	1660	1660	1660
	Depth	mm	700	700	700	700	700	700	700
	Height	mm	240	240	240	240	240	240	240
Dimensions outdoor unit	Width	mm	900	900	900	900	900	900	900
	Depth	mm	330	330	330	330	330	330	330
	Height	mm	830	1165	1165	1290	830	1165	1165
Net weight (Indoor U./Outdoor U.)	kg	48/69	48/94	48/113	48/118	48/68	48/80	48/109	48/114
Pipe size	Inch.	3/8"-5/8"	3/8"-5/8"	3/8"-3/4"	3/8"-3/4"	3/8"-5/8"	3/8"-5/8"	3/8"-3/4"	3/8"-3/4"
Piping lenght max. (Total/Height)	m	30/15	50/30	50/30	50/30	30/15	50/30	50/30	50/30
Refrigerant	type	R410A	R410A	R410A	R410A	R410A	R410A	R410A	R410A
Refrigerant charge	m	7,5	20	20	20	7,5	20	20	20
Operating range	Cooling	°C	0 / +43	0 / +43	0 / +43	0 / +43	0 / +43	0 / +43	0 / +43
	Heating	°C	-7 / +24	-10 / +24	-10 / +24	-10 / +24	-	-	-



Models

	ABY80U HEAT PUMP	ABY100UT HEAT PUMP	ABY125UT HEAT PUMP	ABY140UT HEAT PUMP	ABY80F COOLING ONLY	ABY100FT COOLING ONLY	ABY125FT COOLING ONLY	ABY140FT COOLING ONLY
Code	3NGF3245	3NGF3255	3NGF3275	3NGF3285	3NGF3045	3NGF3055	3NGF3075	3NGF3085
Logistic reference indoor unit	ABY30UBAG	ABY36UBAG	ABY45UBAG	ABY54UBAG	ABY30FBAG	ABY36FBAG	ABY45FBAG	ABY54FBAG
Logistic reference outdoor unit	AOY30UNBWL	AOY36UNAXT	AOY45UMAXT	AOY54UMAYT	AOY30FNBWL	AOY36FNAXT	AOY45FMAYT	AOY54FMAYT
Price ref.	1.895	2.143	2.428	2.810	1.800	2.036	2.307	2.670

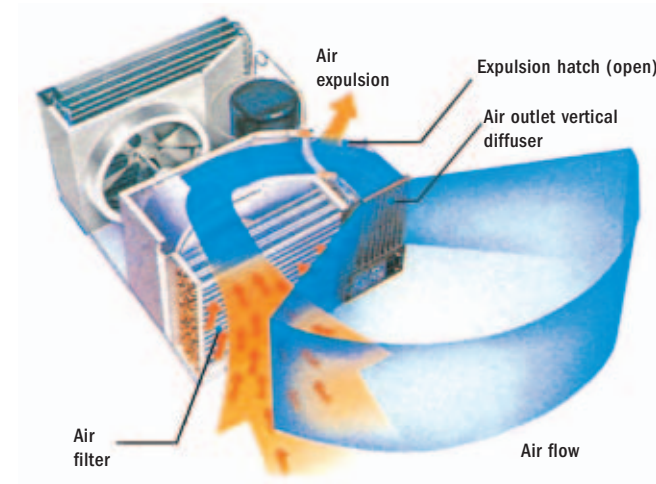
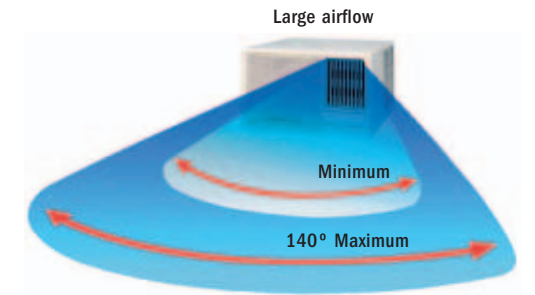
Windows

106



Variable impulsion angle

Equipped with advanced diffusers and the automatic sweep function, the Fujitsu windows increase the airflow outlet opening by up to 140%, with optimum distribution around the room.



New air

Operating a special device that the Fujitsu windows incorporate allows the entry of outside air, renewing the stale air inside by 10%.

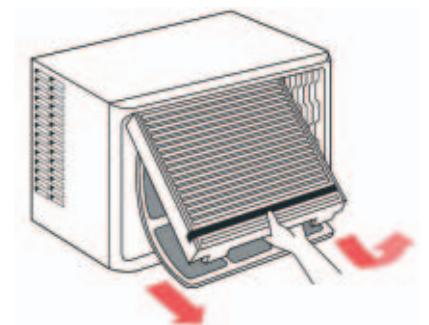
Reduction of condensate

The high temperature of the windows compressor evaporates the liquids that are generated, at the same time as a ring housed inside the ventilator removes stored water.

107

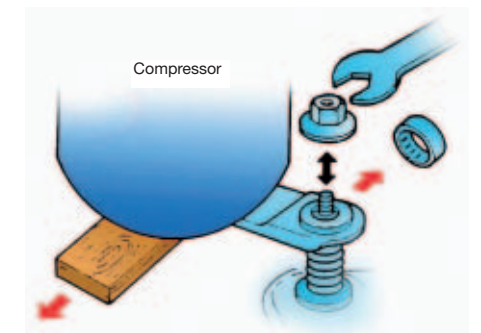
Easy cleaning of the filter

The filter can be conveniently cleaned without the need to remove the front panel.

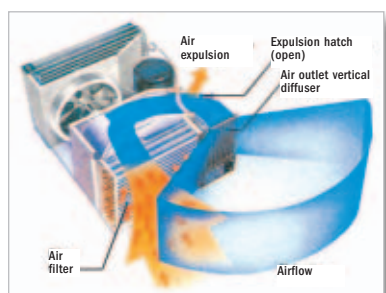


The well protected compressor

Thanks to a chassis anchoring system the Fujitsu windows protect the compressor from possible vibrations resulting from transport. Likewise, prior to installing the unit is necessary to remove the casing, the screws that hold the compressor into the chassis and finally the wooden protector situated underneath. The compressor must be screwed in place following this operation and the casing replaced.



AKY20-35U/F



Variable impulsion angle achieves perfect air distribution.



Easy installation. Extractable casing.

Perfect distribution of air:

thanks to its variable impulsion angle.

Easy installation:

thanks to its removable casing.

Removable filter:

easy to clean.

Protection of the compressor:

an anchoring system protects the compressor during transportation.



AKY20/25U/F



AKY35U/F

Technical specifications

MODEL			AKY25U	AKY35U	AKY20F	AKY25F	AKY35F
Cooling capacity		kcal/h	2235	2965	1850	2235	3140
		W	2600	3450	2150	2600	3650
Heating capacity		kcal/h	2450	3095	-	-	-
		W	2850	3600	-	-	-
Energy efficiency ratio (E.E.R.)	Cooling		2,68	2,46	2,65	2,63	2,57
	Heating		3,24	2,77	-	-	-
Power supply		V/n°/Hz	230/1/50	230/1/50	230/1/50	230/1/50	230/1/50
Power consumption (Cooling/Heating)		kW	0,97/0,88	1,40/1,30	0,81/-	0,99/-	1,38/-
Starting current		A	22	28	19	22	28
Running current (Cooling/Heating)		A	4,3/3,8	6,2/5,8	3,8/-	4,7/-	6,6/-
Power electrical			2x2,5+T	2x2,5+T	2x2,5+T	2x2,5+T	2x2,5+T
Noise level (low/high)		dB (A)	40/49	48/52	40/48	40/49	48/53
Dimensions	Width	mm	457	560	457	457	560
	Depth	mm	581	650	581	581	650
	Height	mm	349	375	349	349	375
Net weight		kg	36	45	31	34	44
Operating range	Cooling	°C	+21/+43	+21/+43	+21/+43	+21/+43	+21/+43
	Heating	°C	0/+21	0/+21	-	-	-


Models

	AKY25U HEAT PUMP	AKY35U HEAT PUMP	AKY20F COOLING ONLY	AKY25F COOLING ONLY	AKY35F COOLING ONLY
Code	3NGF1110	3NGF1122	3NGF1000	3NGF1010	3NGF1022
Logistic reference	AKY9UBSSW	AMY12UAS-W	AKY7FASSW	AKY9FBSSW	AMY13FAS-W
Price ref.	571	638	457	505	590

Remote controls


Plasma clean controller: ASY25UiPC/ASY35UiPC

- | | | |
|--|--|---|
| <p>1 Display screen</p> <p>2 Fan Control
Fan velocity selector (automatic, high, medium, low).</p> <p>3 "ON/OFF" button</p> <p>4 Master control
Function control:
AUTO: Automatic
COOL: Cooling
DRY: Drying
FAN: Ventilation
HEAT: Heating</p> | <p>5 "Air clean" function
This activates the UV sterilisation unit.</p> <p>6 "Coil Dry" function
Activates the coil dry function and internal cleaning of the unit.</p> <p>7 "Sleep" function
Automatic nocturnal disconnection depending on the time of year.</p> <p>8 Air direction selector</p> | <p>9 Swing
Continuous air fan.</p> <p>10 Thermostat and time adjustments
Room temperature (raising and lowering) and time selection in accordance with the TIMER.</p> <p>11 TIMER MODE
Enables automatic on and off programming.</p> <p>13 Test Run
Test run operation.</p> |
|--|--|---|



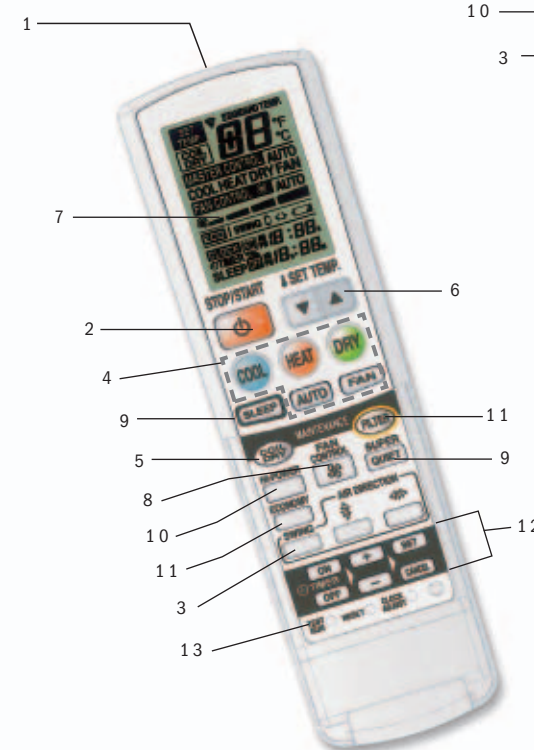
Wall Ceiling Inverter controller: AWY40Ui-AWY50Ui

- | | | |
|--|---|--|
| <p>1 Signal transmitter
Transmits control signals to the air-conditioning unit.</p> <p>2 "ON/OFF" button</p> <p>3 Air flow direction
Airflow direction.</p> <p>4 Master control
Function control:
AUTO: Automatic
COOL: Cooling
DRY: Drying
FAN: Ventilation
HEAT: Heating</p> | <p>5 "Coil dry" function
Activates the coil dry function and internal cleaning of the unit.</p> <p>6 Thermostat and time adjustments
Room temperature (raising and lowering) and time selection in accordance with the TIMER.</p> | <p>7 Display screen</p> <p>8 Time and timing screen</p> <p>9 "Sleep" function
Automatic nocturnal disconnection depending on the time of year.</p> <p>10 "Monitor" function
Button to enable you to see the inside and outside temperature.</p> <p>11 "Automatic filter cleaning" function
Activates the automatic filter cleaning.</p> <p>12 "Air clean" function
This activates the UV sterilisation unit.</p> |
|--|---|--|
- | AUTO-STANDARD APPROACH at +/- 2 °C | | |
|------------------------------------|------------------|------------------------|
| Temperature Environment | Mode Operation | Adjustments Thermostat |
| > 30 °C | Cooling | 27 °C |
| (27 - 30) °C | Cooling | 26 °C |
| (24 - 27) °C | Dehumidification | 24 °C |
| (22 - 24) °C | Ventilation | — |
| < 22 °C | Heating | 23 °C |



Wall Ceiling Inverter controller: AWY40UiA-AWY50UiA


- | | | |
|--|--|--|
| <p>1 Signal transmitter
Transmits control signals to the air-conditioning unit.</p> <p>2 "ON/OFF" button</p> <p>3 Air flow direction
Airflow direction.</p> <p>4 Master control
Function control:
AUTO: Automatic
COOL: Cooling
DRY: Drying
FAN: Ventilation
HEAT: Heating</p> | <p>5 "Coil Dry" function
Activates the coil dry function and internal cleaning of the unit.</p> <p>6 Thermostat and time adjustments
Room temperature (raising and lowering) and time selection in accordance with the TIMER.</p> <p>7 Display screen</p> <p>8 Fan control
Fan velocity selector.</p> <p>9 "Super Quiet" function
Super silent fan.</p> | <p>10 "Hi-power" function
The interior unit will function at maximum power until a certain temperature is reached.</p> <p>11 "Economy" function
The thermostat adjustment automatically changes in accordance with the outside temperature to avoid unnecessary cooling or heating.</p> <p>12 TIMER
Enables automatic on and off programming.</p> <p>13 Test Run
Test run operation.</p> |
|--|--|--|



Remote controls


Wall Mounted Inverter (ASY25/35/40/50Ui)

- 1 MASTER CONTROL**
Performance mode selector:
AUTO: Automatic
COOL: Cooling
DRY: Dehumidification
FAN: Ventilation
HEAT: Heating
- 2 FAN CONTROL**
Fan velocity selector:
AUTO
HIGH
MED
LOW
- 3 "START/STOP" button:**
On/off button.
- 4 TEST RUN**
Test run operation.
- 5 ACL**
Carries out a reset.
- 6 Time adjust**
Time adjustment.
- 7 "SLEEP" function**
Automatic nocturnal disconnection program.
- 8 Thermostat and time adjustments**
- 9 Air direction selector**
- 10 SWING**
Continuous air fan.
- 11 COIL DRY**
Starts the cleaning function.
- 12 TIMER**
Enables automatic on and off programming.



Wall Mounted Inverter (ASY20Ui/ASY71Ui(LC)/80Ui(LC))

- 1 MASTER CONTROL**
Performance mode selector:
AUTO: Automatic
COOL: Cooling
DRY: Dehumidification
FAN: Ventilation
HEAT: Heating
- 2 FAN CONTROL**
Fan velocity selector:
AUTO
HIGH
MED
LOW
- 3 "START/STOP" button:**
On/off button.
- 4 TEST RUN**
Test run operation.
- 5 RESET**
- 6 CLOCK**
Time adjustment.
- 7 "SLEEP" function**
Automatic nocturnal disconnection program.
- 8 Thermostat and time adjustments**
- 9 Air direction selector**
- 10 SWING**
Continuous air fan.
- 11 COIL DRY**
Starts the cleaning function.
- 12 TIMER**
Enables automatic on and off programming.



Wall Mounted (ASY20/25/35U/F/ASY25UA/ASY35UA)

- 1 "START/STOP" button**
START/STOP button:
- 2 "SLEEP" function**
Automatic nocturnal disconnection depending on the time of year.
- 3 COIL DRY**
Starts the deodorising cleaning function. (only available with the inverter - UI series units)
- 4 Master control**
Function control:
AUTO: Automatic
COOL: Cooling
DRY: Drying
FAN: Ventilation
HEAT: Heating
- 5 "TEST RUN" button**
Test run button.
● This button is used when the air-conditioner is installed and cannot be used in normal conditions.
- 6 TIMER (MODE CONTROL): Adjustments**
Used as the timer per connection or per program:
- 7 "ACL" button**
Carries out a reset.
- 8 SWING**
Continuous air fan.
- 9 SET**
Selection of five positions for the air direction.
- 10 FAN CONTROL**
Fan control selector: AUTO, LOW, MED, HIGH and SUPER QUIET velocity.
- 11 Thermostat and time adjustments**
Room temperature (raising and lowering) and in time selection in accordance with the TIMER.

AUTO-STANDARD APPROACH at +/- 2 °C

Temperature Environment	Mode Operation Standar	Adjustments Thermostat
> 30 °C	Cooling	27 °C
(27 - 30) °C	Cooling	26 °C
(24 - 27) °C	Dehumidification	24 °C
(22 - 24) °C	Ventilation	—
< 22 °C	Heating	23 °C

"OFF": Timer off
 "ON": Timer on
 "SET": Timer programmed
 "CANCEL": Operation motivated by the thermostat



Remote controls

Multi Split Inverter (ASY20/35/40/50Ui2) Multi Split Inverter serie "F" (ASY20//25/35UiF-AUY-UiF) Cassette (ASY35/40/50U/F/Ui)



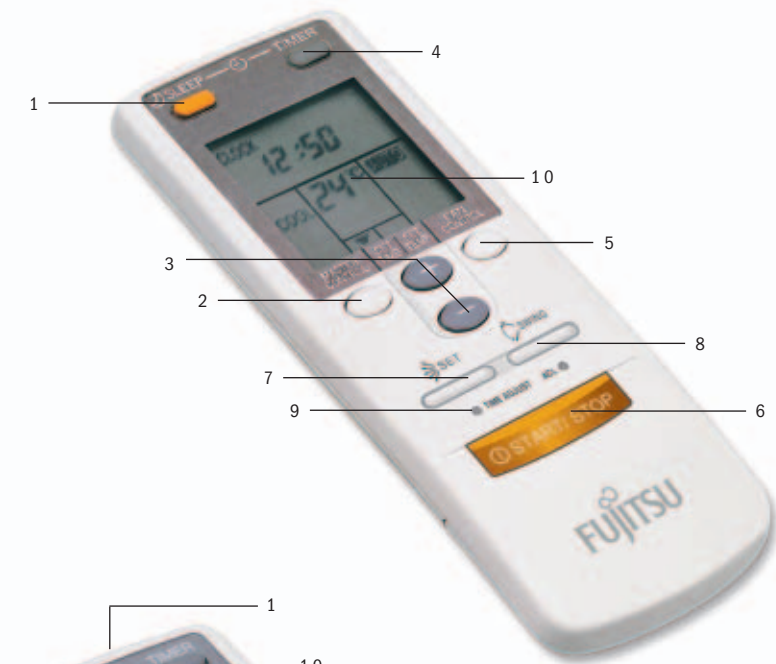
- | | | |
|---|---|--|
| 1 Sleep Button
Disconnection timer function. | PROGRAM TIMER: timer programmed. | 8 Air Flow Button
DIRECTION SWING
To select the sweep direction. |
| 2 Master Control Button | 5 FAN CONTROL button
To change fan velocity. | 9 Time adjust button
To adjust the time. |
| 3 Set temp/set time buttons
To adjust the temperature/time. | 6 START/STOP button
(start/stop) | 10 Screen
Indicates the previous concepts. |
| 4 Timer button
Used as the timer per connection or per program:
OFF TIMER: timer off.
ON TIMER: timer on. | 7 Air Flow Button
DIRECTION SET
To adjust the air flow direction. | |

Wall Mounted (ASY40/50U/F) Multi Split Inverter (ASY25/35Ti4)

- | | | |
|---|---|---|
| 1 Signal transmitter
Transmits control signals to the air-conditioning unit. | Such as PROCESSES:
AUTO: Automatic
COOL: Cooling
DRY: Drying
FAN: Ventilation
HEAT: Heating | 8 Time and timing screen
Subsequent concepts. |
| 2 START/STOP button:
(START/ STOP) | 5 FAN CONTROL
Fan control selector: Velocity in AUTO, LOW, MED, HIGH and SUPER QUIET. | 9 "SLEEP" function
Automatic nocturnal disconnection depending on the time of year. |
| 3 AIR FLOW DIRECTION
Air flow direction
3a. - Vertical fan performance
-SET: 5 positions
- SWING: continuous
3b. - Horizontal fan performance
-SET: 5 positions
- SWING: continuous | 6 Thermostat and time adjustments
Room temperature (raising and lowering) and in time selection in accordance with the TIMER. | 10 TIMER (MODE CONTROL): Adjustments
Used as the timer per connection or per program:
"OFF TIMER": Timer off
"ON TIMER": Timer on
"PROGRAM TIMER": Timer programmed
"NON STOP": Operation motivated by the thermostat |
| 4 MASTER CONTROL
Function control | 7 Display screen
Previous concepts. | |

Wall Mounted (ASY50FB/UB-ASY71/80F/U/Ui) Multi Split Inverter (ASY50/71/Ti4-ASY50Ui2) Multi Split Inverter serie "F" (ABY-UiF-ASY50/71UiF) Floor/Ceiling (ABY-F/U/Ui) Wall Ceiling (AWY-U) Wall Ceiling Inverter (AWY71/80Ui)

- | | | |
|---|---|---|
| 1 Sleep Button
Disconnection timer function. | 5 FAN CONTROL button
To change fan velocity. | 9 Air Flow Button
DIRECTION HORIZONTAL SET
To adjust the horizontal air flow direction. |
| 2 Master Control Button | 6 START/STOP button
(start/stop) | 10 Air Flow Button
DIRECTION HORIZONTAL SWING
To adjust the horizontal sweep direction. |
| 3 Set temp/set time buttons
To adjust the temperature/time. | 7 Air Flow Button
DIRECTION VERTICAL SET
To adjust the vertical air flow direction. | 11 Time adjust button
To adjust the time. |
| 4 Timer button
Used as the timer per connection or per program:
OFF TIMER: timer off.
ON TIMER: timer on.
PROGRAM TIMER: timer programmed. | 8 Air Flow Button
DIRECTION VERTICAL SWING
To select the vertical sweep direction. | 12 Screen
Indicates the previous concepts. |



Remote controls

Duct Type R407C (ACY100T/170AT/TT)

- | | | |
|---|---|---|
| <p>1 "START/STOP" button
On/off button.</p> <p>2 Operation light
Lights up during operation and when the timer is programmed.</p> <p>3 "SET TEMP" button (▲/▼)
Used to change the temperature selected (up/down).</p> <p>4 "TIMER MODE" button
Used to change the operation mode functions (NON STOP, OFF TIMER, ON TIMER, PROGRAM TIMER, REPEAT TIMER).</p> <p>5 "SET TIME" button (▲/▼)
Used to programme the timer (up/down).</p> | <p>6 "MASTER CONTROL" button
Used to select HEAT/FAN/COOL.</p> <p>7 "FAN CONTROL" button
Used to change the fan speed (AUTO, HIGH, MED, LOW).</p> <p>8 "ENERGY SAVE" button
Used to save energy between on and off.</p> <p>9 Energy-saving light
This lights up during energy-saving operation.</p> | <p>10 "ZONE CONTROL" button
Used for on/off operation in the control zone, when one controller controls several machines.</p> <p>11 Control zone light
This lights up when the unit is in control zone mode.</p> <p>12 Clock adjustment button</p> |
|---|---|---|

Cassette R407C (AUY125AT)

- | | | |
|--|---|--|
| <p>1 "TIMER" button
Timer mode change.</p> <p>2 "SET TIME" button
Programmes the timer and the time.</p> <p>3 "TEMPERATURE/DAY" button
Selects the temperature/day.</p> <p>4 Airflow direction / swing</p> <p>5 "ZONE" button
Selects the areas to be conditioned.</p> <p>6 "MASTER CONTROL" button
Used to select HEAT/FAN/COOL/AUTO.</p> | <p>7 Fan speed button</p> <p>8 "START/STOP" button</p> <p>9 "ENERGY SAVE" button
For energy save mode.</p> <p>10 "DAY OFF" button
One day TIMER cancellation.</p> <p>11 Programming button
Date, time, minutes, connection/disconnection of the TIMER.</p> <p>FUNCTIONS</p> <ul style="list-style-type: none"> ● Possibility of controlling 16 interior units. | <ul style="list-style-type: none"> ● Energy save, zone control function (the zone division is set during installation). ● Has 3 TIMER modes: ON/OFF/WEEKLY. ● Weekly TIMER functions: <ul style="list-style-type: none"> - Possibility of setting different start/stop times depending on the day of the week. - Possibility of start/stop programming twice a day. - Possibility of programming in periods of five minutes. - The TIMER program for one day can be cancelled by pressing "DAY/OFF". |
|--|---|--|

Split Cassette (AUY71/80/100/125/140U/F/Ui) Duct Type (ACY-U/F/Ui) Multi Split F series (ACY-UiF)

- | | | |
|---|--|--|
| <p>1 "START/STOP" button</p> <p>2 Temperature adjustment button</p> <p>3 Control function button
(Automatic, cooling, fan and/or heating).</p> <p>4 Fan control button
(Automatic, medium, low or high).</p> <p>5 "THERMO SENSOR" button
Selects whether the room temperature is detected through the interior unit (remote sensor) all the remote controller.</p> <p>6 "ENERGY SAVE" button
Activates the power supply function. During cooling mode the temperature selected will rise approximately 1°C every 60 minutes until the thermostat has risen a total of 2°C. During heating mode the temperature selected will go down approximately 1°C every 30 minutes until the thermostat has gone down a total of 4°C.</p> | <p>7 "CLOCK ADJUST" button
To select the timer mode:
Disconnection timer (OFF).
Connection timer (ON).
Weekly timer.
Change of temperature timer.</p> <p>8 "DAY OFF" button
Allows the programming for one day to be cancelled (i.e. a public holiday)</p> <p>9 "SET BACK" button
To change the temperature.</p> <p>10 Time adjustment button</p> <p>11 "DELETE" button
To delete the adjustments.</p> <p>12 "SET" button
To make adjustments.</p> | <p>13 Operating light</p> <p>14 Screen
Timer and clock indicator.
Performance mode indicator
Fan velocity selector.
Button operation blocked indicator.
Temperature indicator.
Function indicator.
Defrosting indicator.
Heat sensor indicator.
Power Supply indicator.</p> <p>CHILD LOCK
A function that allows the control buttons to be blocked, for example when they are within the reach of children.</p> |
|---|--|--|

